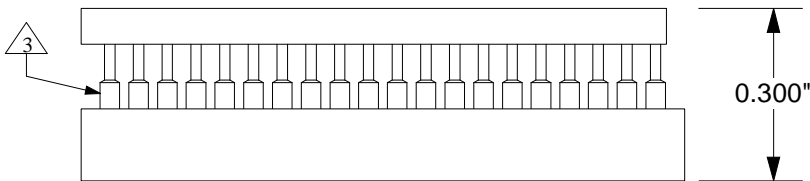
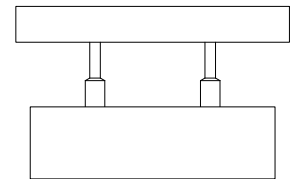


Top View



Side View




End View

- 1 Substrate: 0.0625"±0.007" FR4/G10 or equivalent high temp material. 1/2 oz. Cu clad. SnPb plating
- 3 Pins: shell material- Brass Alloy 360 1/2 hard; finish- 10µ" Au over 50µ" Nil (min.). Contact material- BeCu; finish 10µ" Au over 100µ" Ni (min.)

Description: CARRIER ADAPTOR  
 40 position SMT land pattern to 40 position mini grid socket.

All tolerances: ±0.005" (unless stated otherwise). Materials and specifications are subject to change without notice.

<b>CA-SOJ40A-S-M-01 Dwg</b>		Status: Released	Scale: 3:1	RevB
	© 1994 IRONWOOD ELECTRONICS, INC. PO BOX 21151 ST. PAUL, MN 55121 Tele: (651) 452-8100	Drawing: EVS		Date: 2/14/94
		File:CA-SOJ40A-M-J-01		Modified: 3/16/98