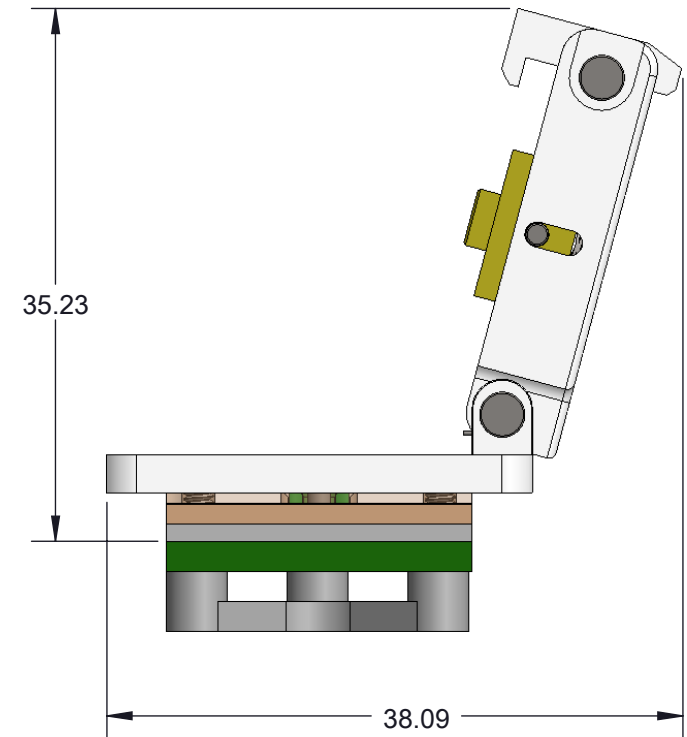
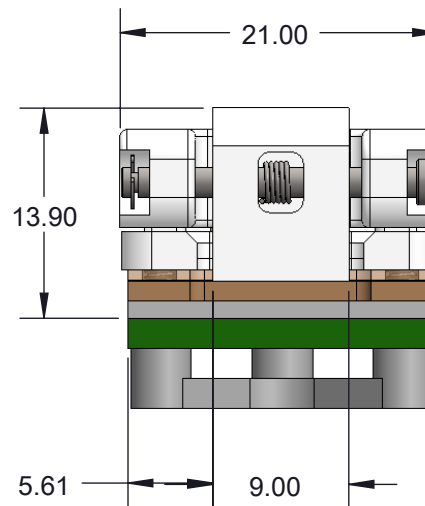
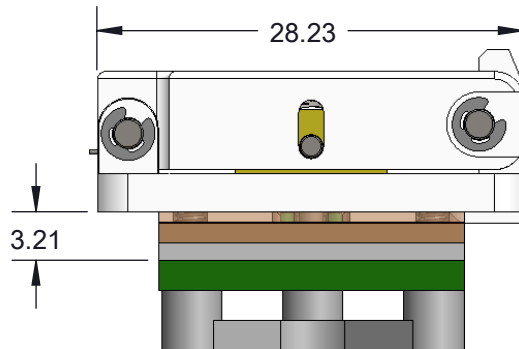
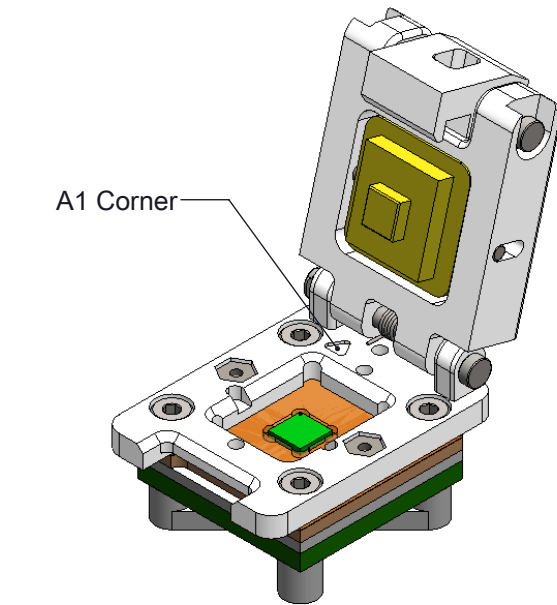


CBT-QFN DIRECT MOUNT SOLDERLESS SOCKET FOR TEST APPLICATIONS

FEATURES:


- @-1dB: 5.2 to 15.7 GHz
- Contact resistance under 35mΩ
- Self inductance 0.88nH
- Capacitance 0.097pF
- Operating temperature range -55 °C to +180 °C
- Insertion/Extraction life over 125,000 cycles
- Current rating at (40 °C): 4amp

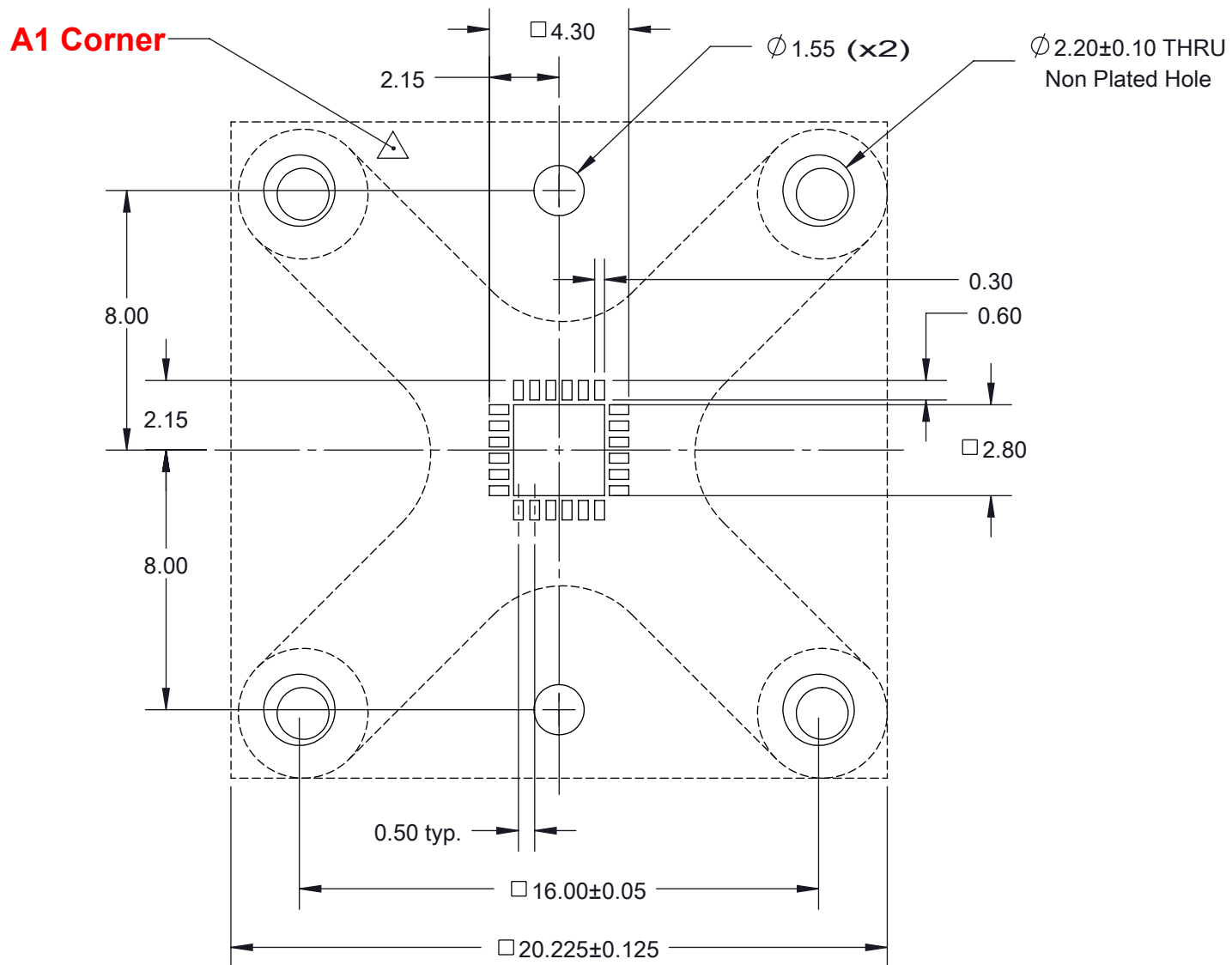


Description: Clam shell spring pin socket for 4mm x 4mm QFN24

Primary dimension units are millimeters, Secondary dimension units are [inches], Weight is in grams.

Tolerances: Hole diameters $\pm 0.03\text{mm}$ [$\pm 0.001"$], Pitches (from true position) $\pm 0.025\text{mm}$ [$\pm 0.001"$], substrate thickness tolerance $\pm 10\%$, all other tolerances $\pm 0.13\text{mm}$ [$\pm 0.005"$] unless stated otherwise. Materials and specifications are subject to change without notice.


CBT-QFN-7005 Drawing  Ironwood Electronics, Inc. Tele: (800) 404-0204 www.ironwoodelectronics.com	Material: Material <not specified> Finish: Weight: 11.55	STATUS: Released ENG: E. Smolentseva FILE: CBT-QFN-7005 Dwg	SHEET: 1 OF 6 DRAWN BY: S. Huang DATE: 1/27/14	REV. D SCALE: 2:1
---	--	---	--	----------------------

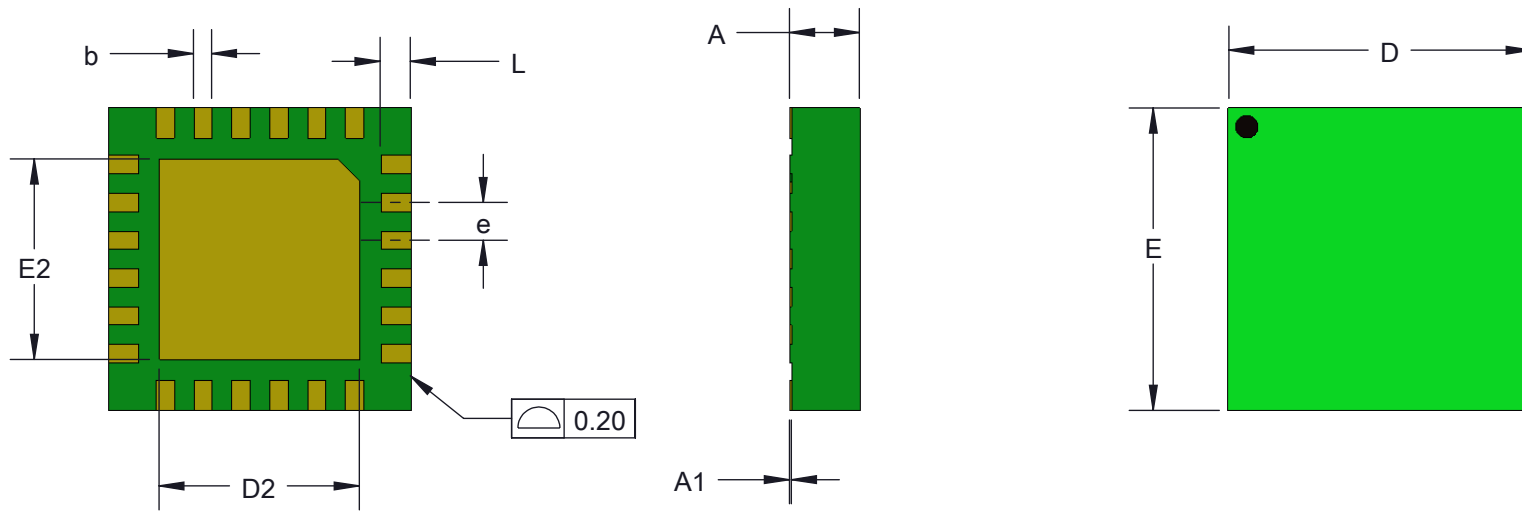


Description: Recommended PCB Layout

Primary dimension units are millimeters, Secondary dimension units are [inches], Weight is in grams.

Tolerances: Hole diameters ±0.03mm [±0.001"], Pitches (from true position) ±0.025mm [±0.001"], substrate thickness tolerance ±10%, all other tolerances ±0.13mm [±0.005"] unless stated otherwise. Materials and specifications are subject to change without notice.

CBT-QFN-7005 Drawing  Ironwood Electronics, Inc. Tele: (800) 404-0204 www.ironwoodelectronics.com	Material: Material <not specified> Finish: Weight: 11.55	STATUS: Released ENG: E. Smolentseva FILE: CBT-QFN-7005 Dwg	SHEET: 2 OF 6 DRAWN BY: S. Huang DATE: 1/27/14	REV. D SCALE: 5:1




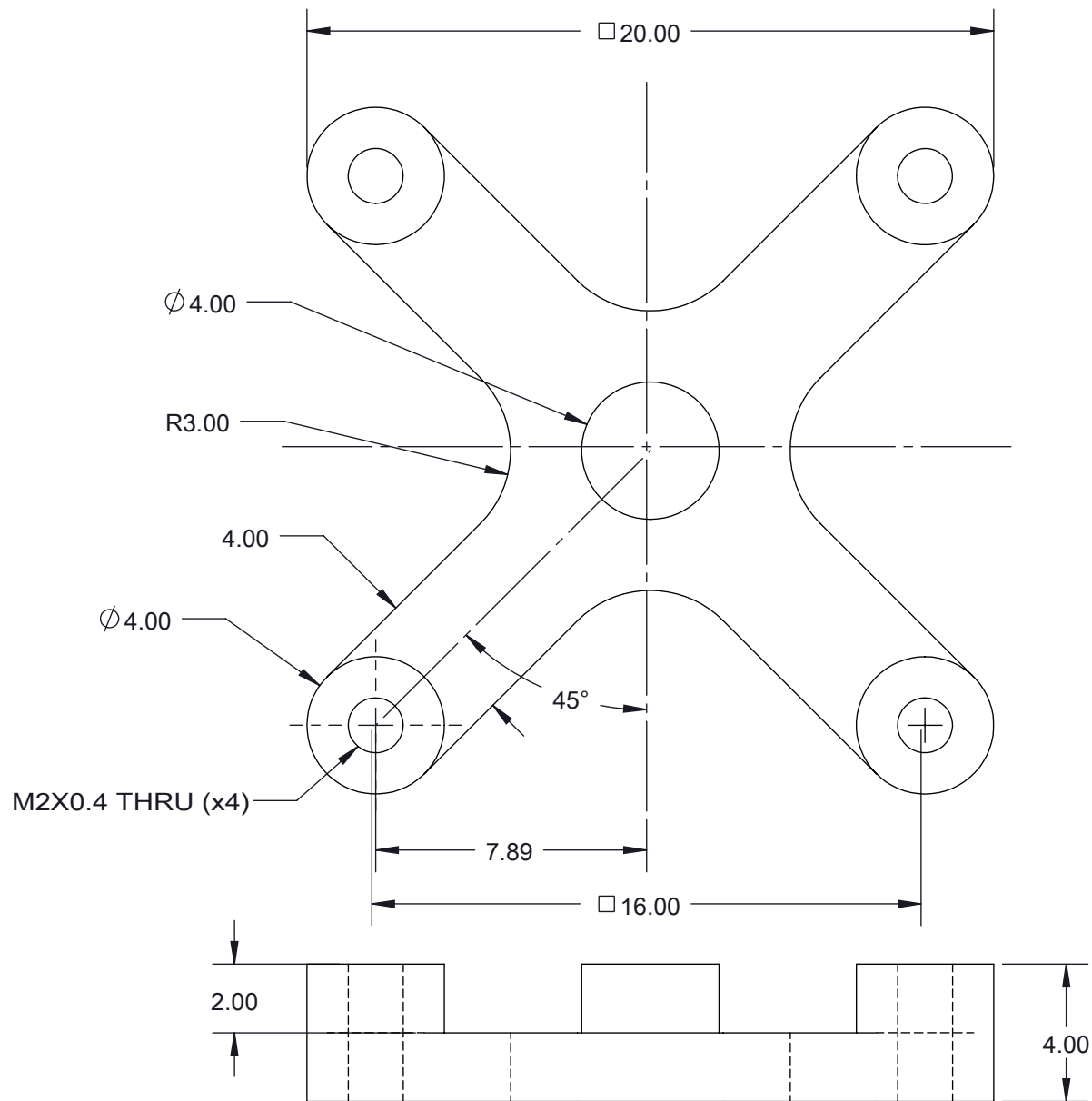
DIM	Minimum	Maximum
A	0.8	1.0
A1	0.00	0.05
b	0.18	0.30
D	4.0 BSC	
E	4.0 BSC	
D2	2.50	2.80
E2	2.50	2.80
e	0.5 BSC	
L	0.3	0.5
PIN COUNT		24

Description: Compatible QFN

Primary dimension units are millimeters, Secondary dimension units are [inches], Weight is in grams.

Tolerances: Hole diameters $\pm 0.03\text{mm}$ [$\pm 0.001"$], Pitches (from true position) $\pm 0.025\text{mm}$ [$\pm 0.001"$], substrate thickness tolerance $\pm 10\%$, all other tolerances $\pm 0.13\text{mm}$ [$\pm 0.005"$] unless stated otherwise. Materials and specifications are subject to change without notice.


 CBT-QFN-7005 Drawing Ironwood Electronics, Inc. Tele: (800) 404-0204 www.ironwoodelectronics.com	Material: Material <not specified> Finish: Weight: 11.55	STATUS: Released	SHEET: 3 OF 6	REV. D
		ENG: E. Smolentseva	DRAWN BY: S. Huang	SCALE: 10:1
		FILE: CBT-QFN-7005 Dwg	DATE: 1/27/14	

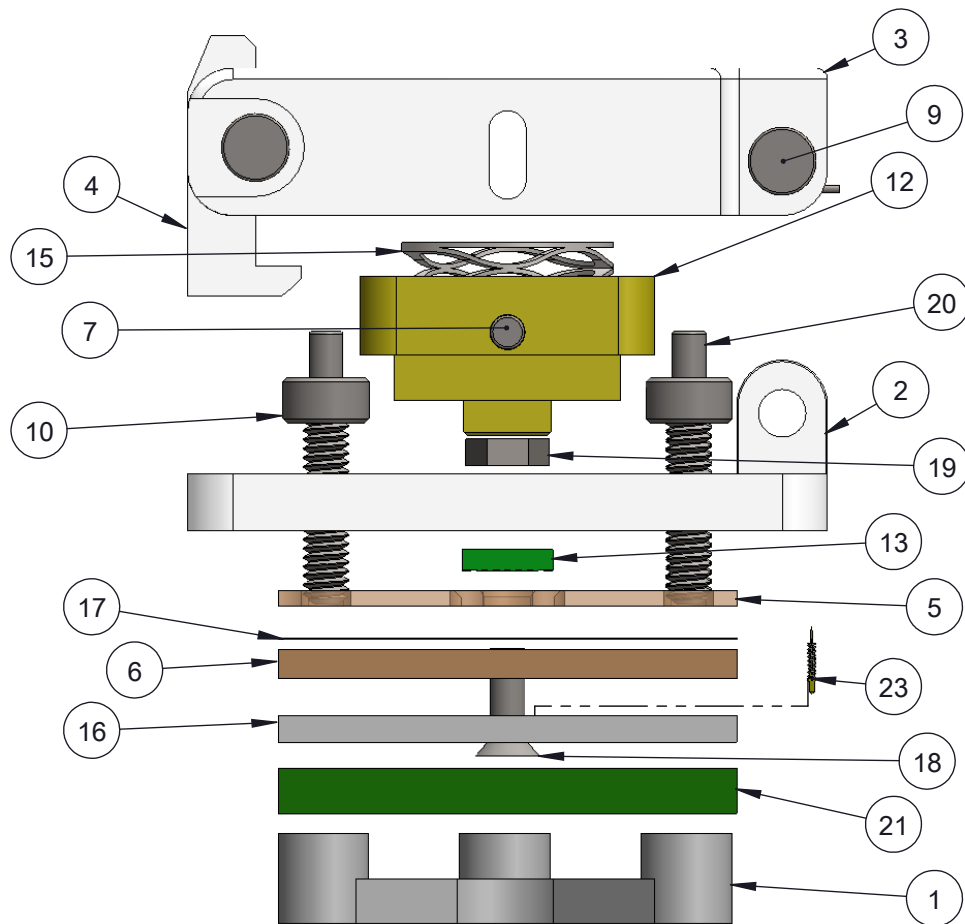


Description: Backing Plate

Primary dimension units are millimeters, Secondary dimension units are [inches], Weight is in grams.

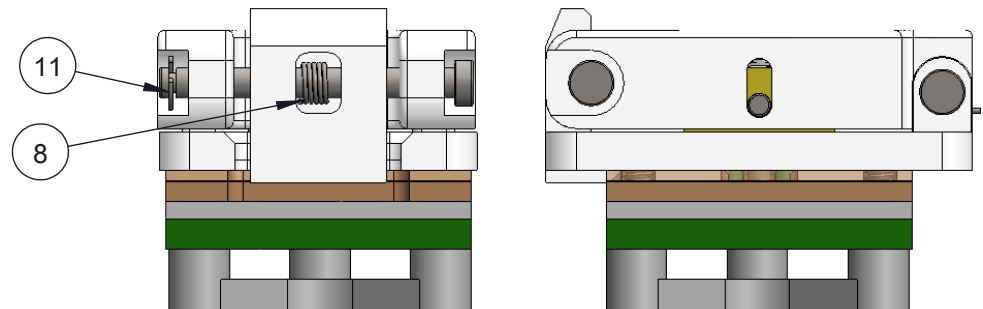
Tolerances: Hole diameters $\pm 0.03\text{mm}$ [$\pm 0.001"$], Pitches (from true position) $\pm 0.025\text{mm}$ [$\pm 0.001"$], substrate thickness tolerance $\pm 10\%$, all other tolerances $\pm 0.13\text{mm}$ [$\pm 0.005"$] unless stated otherwise. Materials and specifications are subject to change without notice.

CBT-QFN-7005 Drawing  Ironwood Electronics, Inc. Tele: (800) 404-0204 www.ironwoodelectronics.com	Material: Material <not specified> Finish: Weight: 11.55	STATUS: Released	SHEET: 4 OF 6	REV. D
		ENG: E. Smolentseva	DRAWN BY: S. Huang	SCALE: 5:1
		FILE: CBT-QFN-7005 Dwg	DATE: 1/27/14	



Item No's. 14 and 22 not shown


ITEM NO.	Description	Material
1	Backing Plate	PEEK Ceramic filled
2	Socket Base 12mm snap lid, posts removed	PPS
3	12mm Plastic Snap Clamshell Socket Lid	PPS/Ultem
4	Clamshell Latch Snap Lid Socket (modified M2695 latch)	PPS/Ultem
5	IC Guide for 4mm x 4mm 0.5mm pitch QFN24	Ultem 1000
6	Top Pin Guide for 4mm x 4mm 0.5mm pitch QFN24	Semitron MDS 100
7	Dowel Pin, M1.5 X 20mm LG, 18-8 SS	AISI 347 Annealed Stainless Steel (SS)
8	Torsion Spring, 180 0.109" OD, Ccw/Rh	Steel Music Wire
9	2mm diameter Hinge Pin, 20 mm long	Alloy Steel
10	Socket Head Cap Screw M2 8mm long	
11	Snap ring for 2mm Hinge pin 0.15" OD	
12	Compression Plate Plastic	Torlon 4203
13	4mm x 4mm 0.5mm pitch QFN24	High Temp FR4
14	customer's target PCB for 4mm x 4mm 0.4mm pitch QFN24	High Temp FR4
15	Wave spring 4 lbs 0.375" OD 0.15" In	Plain Carbon Steel
16	Bottom Pin Guide for 4mm x 4mm 0.5mm pitch QFN24	PEEK Ceramic filled
17	Pin Orientation Guide for 4mm x 4mm 0.5mm pitch QFN24	Kapton Polyimide
18	Screw, #0-80 X .188", Flat, SS	Stainless Steel (18-8)
19	Nut, #0-80 x 3/64", SS	1023 Carbon Steel Sheet (SS)
20	Dowel Pin, M1.5 X 5mm LG, Hardened Steel	AISI 347 Annealed Stainless Steel (SS)
21	customer's target PCB for 4mm x 4mm 0.4mm pitch QFN24	High Temp FR4
22	SBT-LGA/QFN Pogo Pin, 0.5mm-0.8mm	Contact Mtrl: BeCu, Au Plated over Ni
23	SBT-LGA/QFN Pogo Pin, 0.5mm-0.8mm	Contact Mtrl: BeCu, Au Plated over Ni



Description: Socket Assy, Insulation Plate

Primary dimension units are millimeters, Secondary dimension units are [inches], Weight is in grams.


Tolerances: Hole diameters $\pm 0.03\text{mm}$ [$\pm 0.001"$], Pitches (from true position) $\pm 0.025\text{mm}$ [$\pm 0.001"$], substrate thickness tolerance $\pm 10\%$, all other tolerances $\pm 0.13\text{mm}$ [$\pm 0.005"$] unless stated otherwise. Materials and specifications are subject to change without notice.

CBT-QFN-7005 Drawing		STATUS: Released	SHEET: 5 OF 6	REV. D
 Ironwood Electronics, Inc. Tele: (800) 404-0204 www.ironwoodelectronics.com	Material: Material <not specified>	ENG: E. Smolentseva	DRAWN BY: S. Huang	SCALE: 2:1
	Finish:	FILE: CBT-QFN-7005 Dwg	DATE: 1/27/14	
	Weight: 11.55			

Rev	Date	Initials	Description
A	03/09/11	ELS	Original
B	05/23/13	DH	Replaced R1391 with R1392
C	11/14/13	GL	Removed #0-80 x 0.25 LG screw replaced with #0-80 x 0.188 LG screw
D	1/27/14	SH	Updated wave spring and compression plate

Description: Revisions

Primary dimension units are millimeters, Secondary dimension units are [inches], Weight is in grams.
Tolerances: Hole diameters $\pm 0.03\text{mm}$ [$\pm 0.001"$], Pitches (from true position) $\pm 0.025\text{mm}$ [$\pm 0.001"$], substrate thickness tolerance $\pm 10\%$, all other tolerances $\pm 0.13\text{mm}$ [$\pm 0.005"$] unless stated otherwise. Materials and specifications are subject to change without notice.

 CBT-QFN-7005 Drawing Ironwood Electronics, Inc. Tele: (800) 404-0204 www.ironwoodelectronics.com	Material: Finish: Weight:	STATUS: Released	SHEET: 6 OF 6	REV. D
		ENG: E. Smolentseva	DRAWN BY: S. Huang	SCALE: 2:1
		FILE: CBT-QFN-7005 Dwg	DATE: 1/27/14	