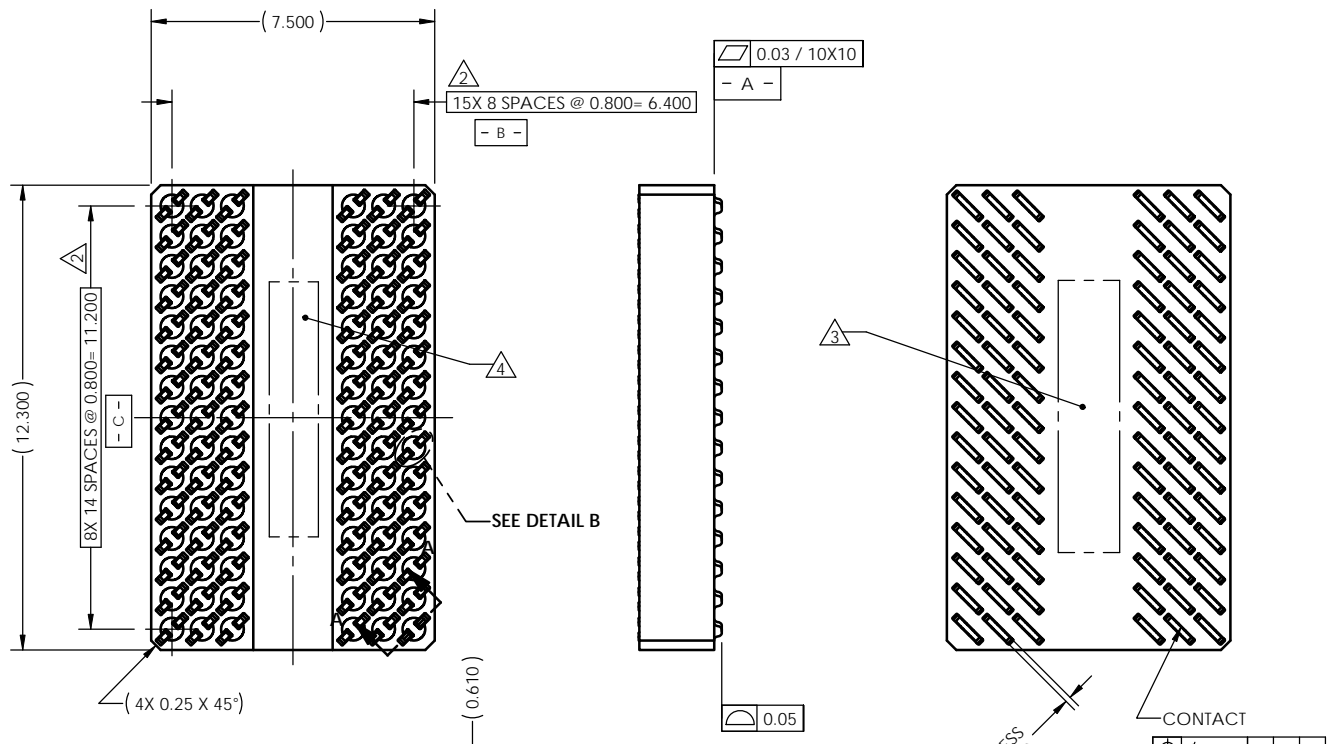
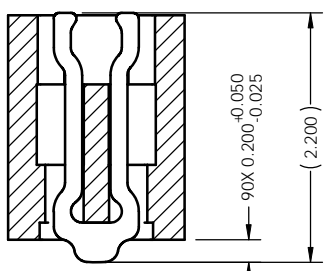
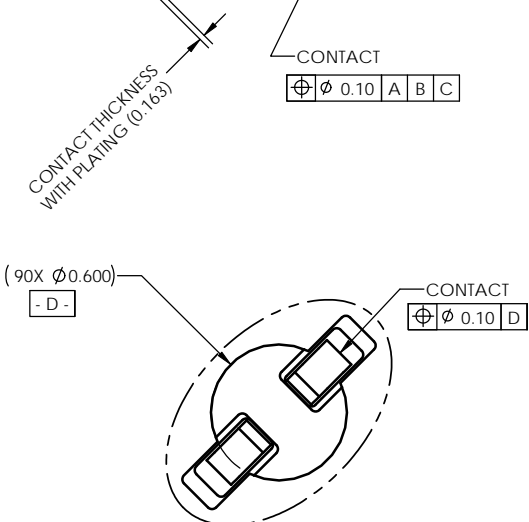
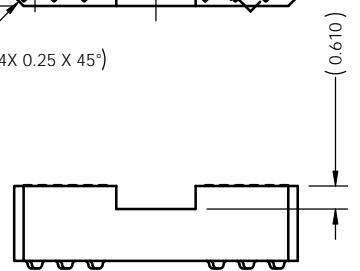


REV	ECO	BY	DESCRIPTION	APV	DATE
A	---	SK	Initial Design	MP	02/11/09
B	30132	EJT	Updated HSG	MP	02/18/09



- Notes:
- Footprint part number 104311-0014.
  - Dimension locates center of contact.
  - Permanently mark part number and rev. level in area shown. Characters to be 1.5 high.
  - Permanently mark company Logo in area shown. Characters to be 4.0 high.



**SECTION A-A**  
SCALE 3:1

**DETAIL B**  
SCALE 6:1

Parts List	
Part Number	Description
104670-0007	CONN, 90GRY7.5X12.3-0.80
104671-0007	CS, 90GRY7.5X12.3-0.80
103864-0038	PRESS, DEV INS, 7.5X12.5, GRY
104553-0034	STENCIL (SOLD SEPERATELY)

UNLESS OTHERWISE SPECIFIED  
DIMENSIONS ARE IN MILLIMETERS  
DIM'S APPLY AFTER PLATING  
TOLERANCES UNLESS OTHERWISE NOTED:  
ANGLES ±1°  
DECIMALS .XX ±0.25  
.XXX ±0.10  
X.XXX ±0.050

THE INFORMATION CONTAINED IN THIS DRAWING IS THE SOLE PROPERTY OF CASCADE MICROTECH, INC.  
ANY REPRODUCTION IN PART OR WHOLE WITHOUT THE WRITTEN PERMISSION OF CASCADE MICROTECH, INC. IS PROHIBITED.

CAD GENERATED DRAWING  
DO NOT MANUALLY UPDATE

**CASCADE MICROTECH**  
7115 NORTHLAND TERRACE SUITE 400  
BROOKLYN PARK, MN 55428  
(763) 509-0066

**DRAWING APPROVALS**

NAME S. Klanderud	DATE 02/11/09
NAME M. Peery	DATE 02/11/09

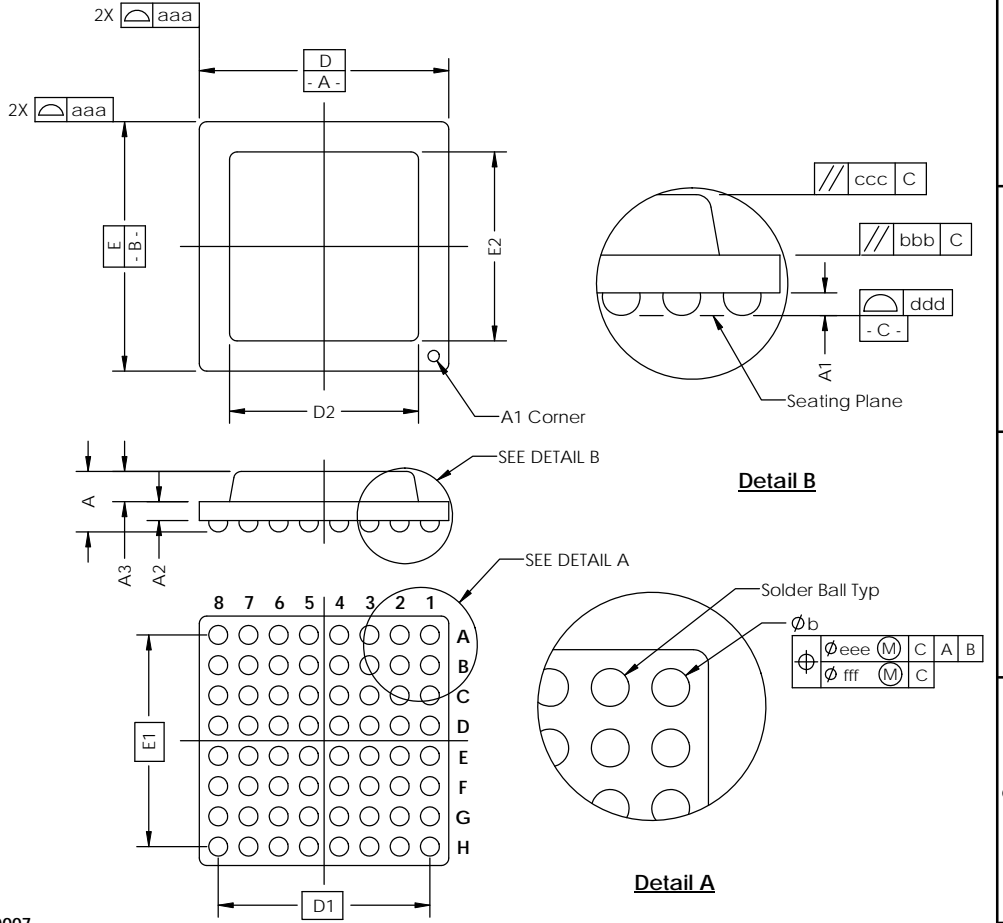
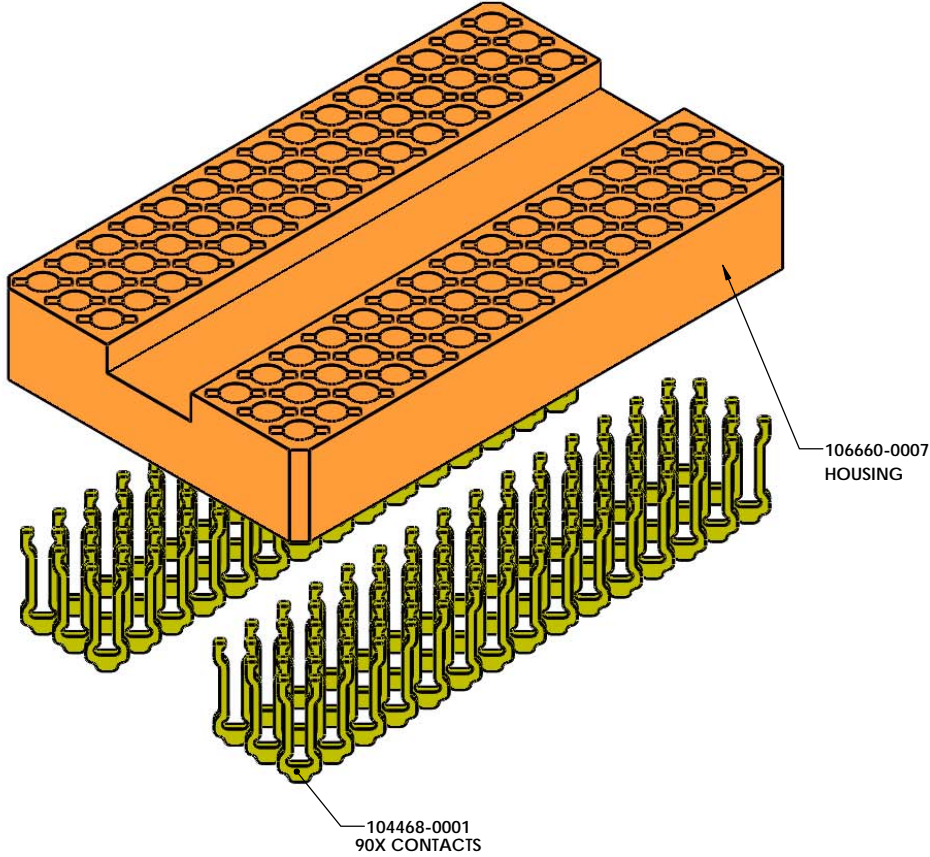
THIRD ANGLE PROJECTION

LEGEND:  
NOTE CALLOUT  
REVISION CHANGE  
ITEM NUMBER

SCALE C	MATERIAL SOLIDWORKS	DRAWING NO. <b>104670-0007</b>	SHEET <b>B</b>
SEE BOM		1 of 1	

SOCKET FOR DEVICES THAT ARE WITHIN THESE SPECIFICATIONS					
Lead Count	N	90	Package Size	D	7.50
Columns	ND	9		E	12.50
Rows	NE	15		D1	6.40
Pitch	e	0.800	Ball Spacing	E1	11.20
Ball Size	b	0.50±0.05	Encapsulant/Top Size	D2	n/a
Total Thickness	A	n/a		E2	n/a
Ball Height	A1	0.30 min	Pattern Style	Irregular**	
Substrate Thickness	A2	n/a	Perimeter Rows	n/a	
Top Thickness	A3	n/a	Center Array	n/a	
Form Tolerances					
Edge	aaa	0.20	Bottom	ddd	0.15
Substrate	bbb	0.20	Position	eee	0.20
top	ccc	0.20	Position	fff	0.08

All dimensions are in millimeters.  
\*\* See footprint spec.



**Generic Representation with Full Grid Array**

THE INFORMATION CONTAINED IN THIS DRAWING IS THE SOLE PROPERTY OF CASCADE MICROTECH, INC. ANY REPRODUCTION IN PART OR WHOLE WITHOUT THE WRITTEN PERMISSION OF CASCADE MICROTECH, INC. IS PROHIBITED.

UNLESS OTHERWISE SPECIFIED  
- DIMENSIONS ARE IN MILLIMETERS  
- DIMS APPLY AFTER PLATING  
TOLERANCES UNLESS OTHERWISE NOTED: DECIMALS  
ANGLES X.X ±0.25  
X.XX ±0.10  
X.XXX ±0.050

LEGEND:  
 NOTE CALLOUT  
 REVISION CHANGE  
 ITEM NUMBER

CASCADE MICROTECH, INC.  
7115 NORTHLAND TERRACE SUITE 400  
BROOKLYN PARK, MN 55428  
(763) 509-0066

DATE: **CONN, 90 GRY7.5X12.3-0.80**  
 DESIGNED BY: **C** CAD FORUM  
 DRAWN BY: **104670-0007**  
 CHECKED BY: **B**  
 SCALE: **See Page 1**  
 SHEET: **2 of 2**