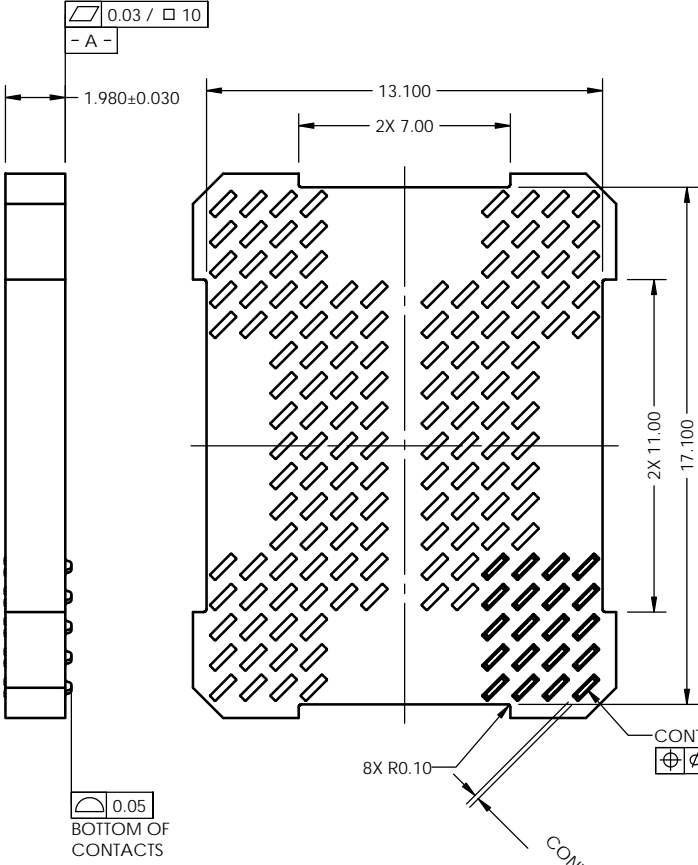
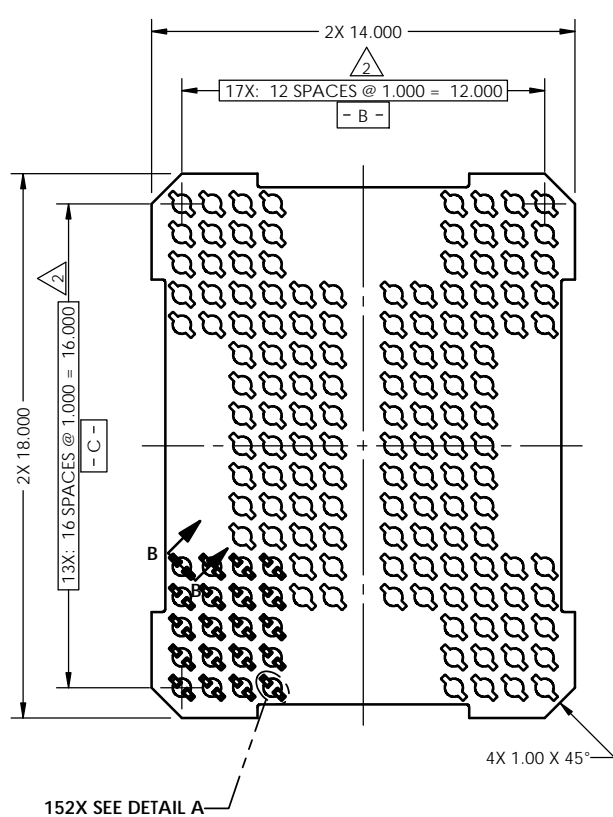
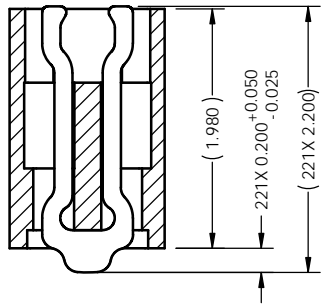
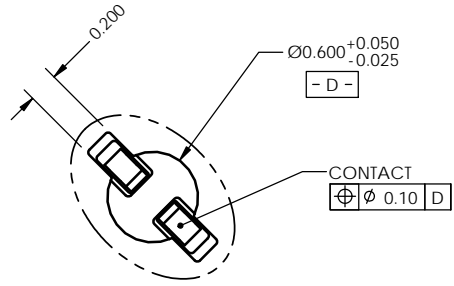


REV	ECO	BY	DESCRIPTION	APV	DATE
A	31087	KDW	Initial Release	KDW	05/21/12
B	31272	MP	Corrected pattern to 152 contacts	MP	03/28/13



- Notes:
- Dimension locates center of contact/slot.
  - Footprint part number is 104311-0323.
  - Press size is 14.00 X 18.00.
  - Datums **- B -** and **- C -** are determined by  $\varnothing 6.00$  opening in corner lots.
  - Unless otherwise specified, all features located  $\varnothing 0.10$  A B C

PARTS LIST	
PART NUMBER	DESCRIPTION
104671-0036	CS,152GRY14X18-1.00
103864-0116	PRESS, DEV INS, 14 X 18 (SOLD SEPARATELY)
104553-0248	STEN FLEX, 151GRY14X18-1.00 (SOLD SEPARATELY)



**DETAIL A**  
SCALE 5:1

**SECTION B-B**  
SCALE 4:1

**HSIO** technologies  
**PROPRIETARY AND CONFIDENTIAL**  
 THE INFORMATION CONTAINED IN THIS DRAWING IS THE SOLE PROPERTY OF HSIO TECHNOLOGIES, LLC. ANY REPRODUCTION IN PART OR AS A WHOLE WITHOUT THE WRITTEN PERMISSION OF HSIO TECHNOLOGIES, LLC IS PROHIBITED.

UNLESS OTHERWISE SPECIFIED:	
DIMENSIONS ARE IN MILLIMETERS	
TOLERANCES:	
ANGULAR: ±1°	
X.X ±0.25	
X.XX ±0.10	
X.XXX ±0.050	

	NAME	DATE
DRAWN	K. Wilson	05/21/12
CHECKED	K. Wilson	02/21/12

LEGEND:

- △ NOTE CALLOUT
- REVISION CHANGE
- ITEM NUMBER

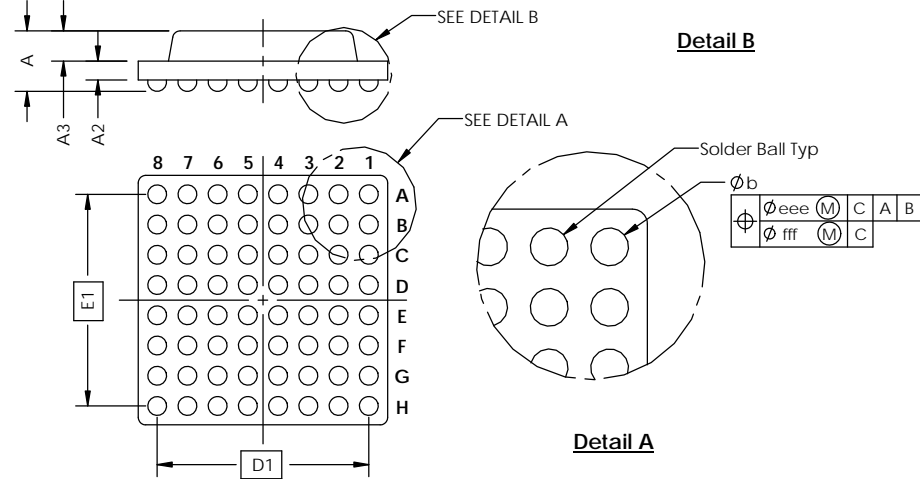
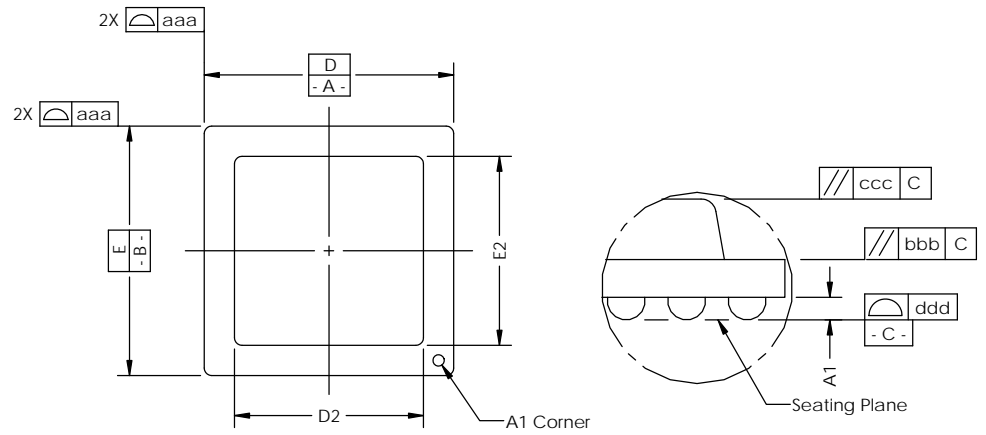
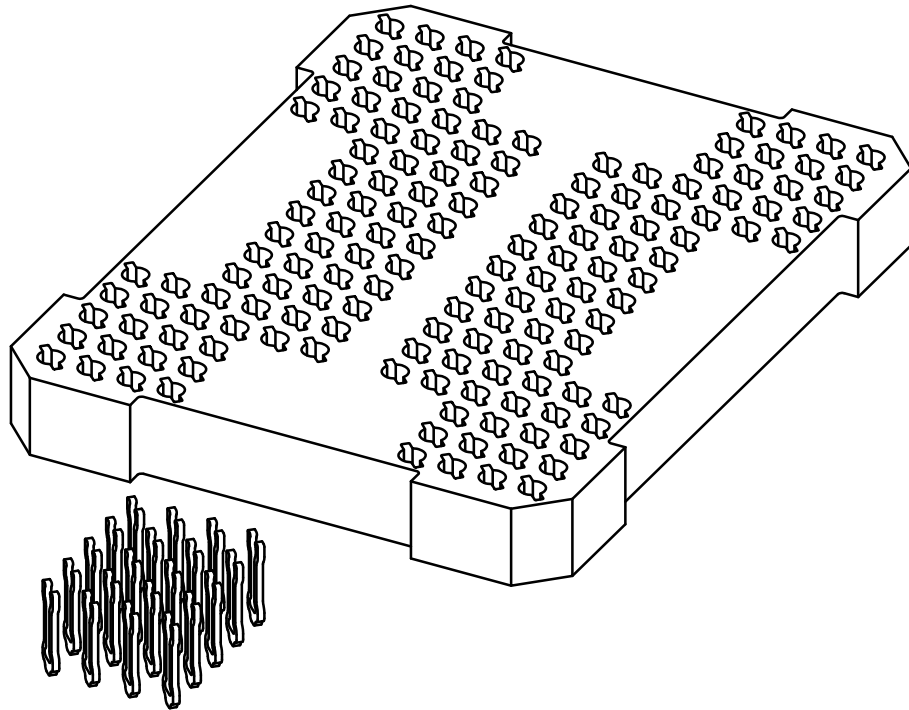
**HSIO TECHNOLOGIES, LLC.**  
 13300 67th AVENUE NORTH  
 MAPLE GROVE, MINNESOTA 55311  
 763-447-6260

TITLE:  
SCKT, 152GRY14X18-1.00

DWG. NO. **104670-0036** REV **B**

SCALE: 5:1 SIZE: C SHEET 1 OF 2

Device Specification					
Lead Count	<b>N</b>	152	Package Size	<b>D</b>	14.00
Columns	<b>ND</b>	13		<b>E</b>	18.00
Rows	<b>NE</b>	17		<b>D1</b>	12.00
Pitch	<b>e</b>	1.000	Ball Spacing	<b>E1</b>	16.00
Ball Size	<b>b</b>	0.50±0.05	Encapsulant/Top Size	<b>D2</b>	N/A
Total Thickness	<b>A</b>	N/A		<b>E2</b>	N/A
Ball Height	<b>A1</b>	0.30 min	Pattern Style	Irregular	
Substrate Thickness	<b>A2</b>	N/A	Perimeter Rows	N/A	
Top Thickness	<b>A3</b>		Center Array	N/A	
Form Tolerances					
Edge	<b>aaa</b>	0.20	Bottom	<b>ddd</b>	0.15
Substrate	<b>bbb</b>	0.20	Position	<b>eee</b>	0.20
top	<b>ccc</b>	0.20	Position	<b>fff</b>	0.08
All dimensions are in millimeters. *See footprint specification for pattern details.					



**Generic Representation with Full Grid Array**

**PROPRIETARY AND CONFIDENTIAL**

THE INFORMATION CONTAINED IN THIS DRAWING IS THE SOLE PROPERTY OF HSIO TECHNOLOGIES, LLC. ANY REPRODUCTION IN PART OR AS A WHOLE WITHOUT THE WRITTEN PERMISSION OF HSIO TECHNOLOGIES, LLC IS PROHIBITED.

UNLESS OTHERWISE SPECIFIED:		NAME	DATE	<b>HSIO TECHNOLOGIES, LLC.</b> 13300 67th AVENUE NORTH MAPLE GROVE, MINNESOTA 55311 763-447-6260
DIMENSIONS ARE IN MILLIMETERS		DRAWN	K. Wilson 05/21/12	
TOLERANCES: ANGULAR: ±1° XX ±0.25 XXX ±0.10 XXXX ±0.050		CHECKED	K. Wilson 02/21/12	
LEGEND:		 <b>HSIO</b> technologies		TITLE:
△	NOTE CALLOUT			SCKT, 152GRY14X18-1.00
○	REVISION CHANGE	DWG. NO.	REV	
○	ITEM NUMBER	<b>104670-0036</b>		<b>B</b>
		SCALE: 5:1	SIZE: C	SHEET 2 OF 2