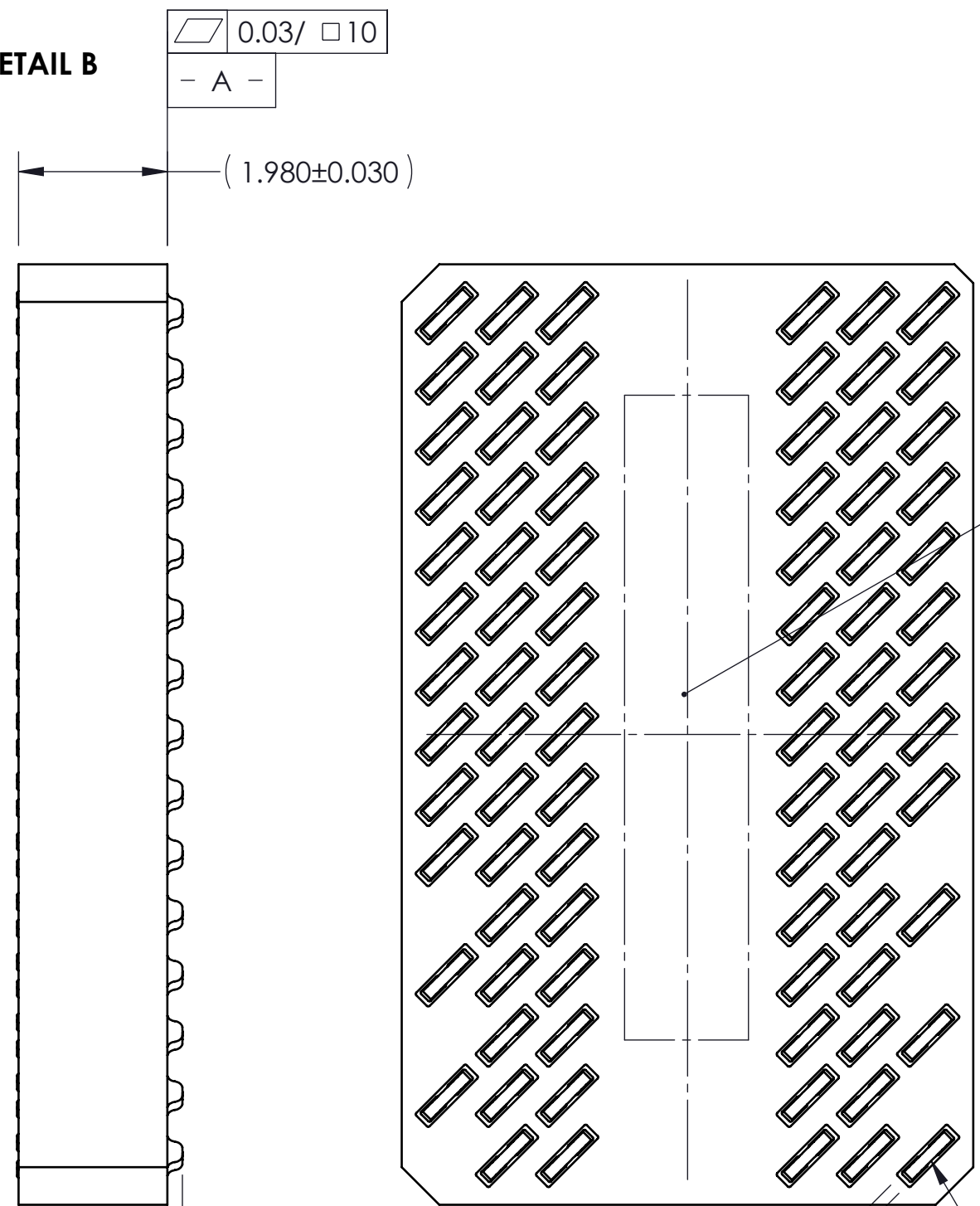
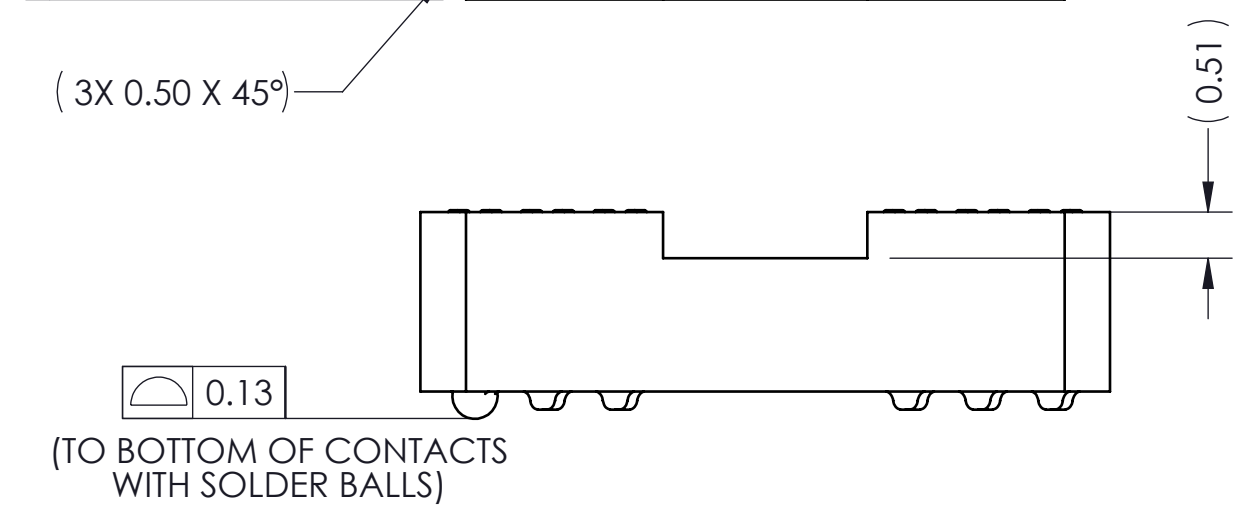
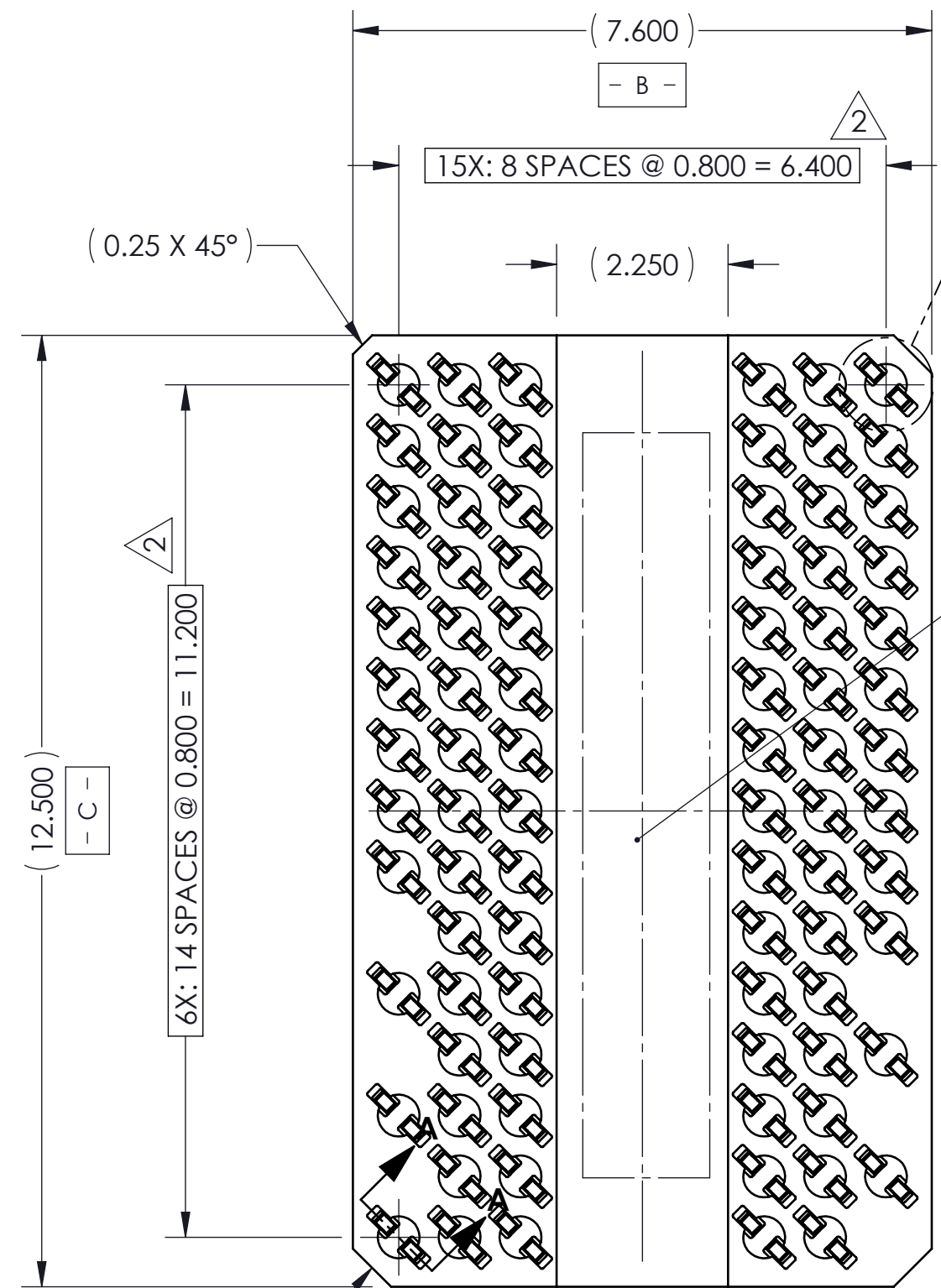
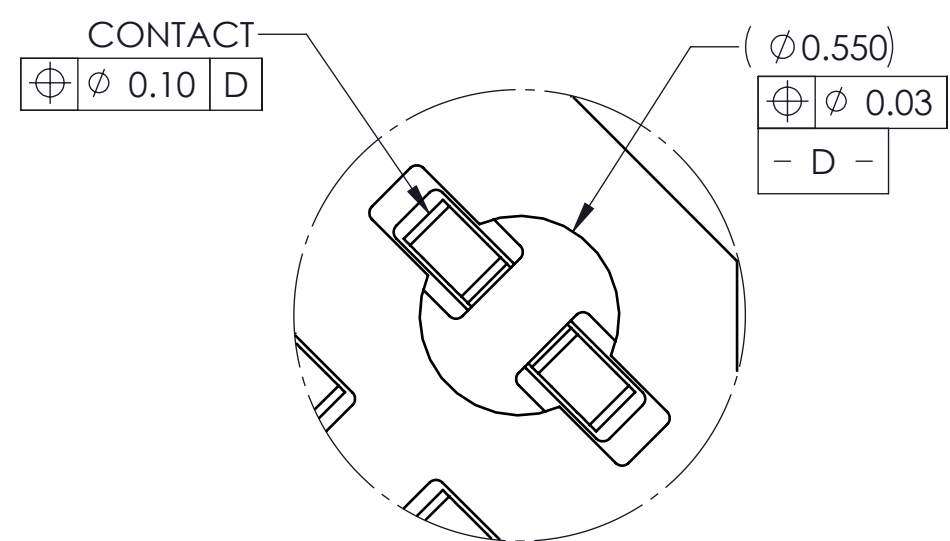


REV	ECO	BY	DESCRIPTION	APV	DATE
A	31754	PAR	INITIAL DESIGN	NSJ	04/06/16

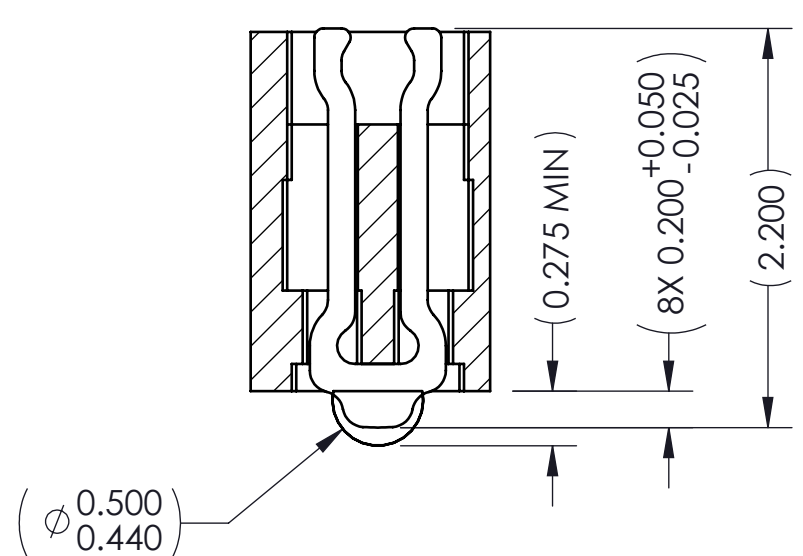


- NOTES:
- BREAK EDGES 0.05-0.15.
  - UNLESS OTHERWISE NOTED, ALL FEATURES LOCATED  $\oplus 0.10$  A B C
  - PERMANENTLY MARK PART NUMBER AND REV. LEVEL IN AREA SHOWN. CHARACTERS TO BE 1.5 HIGH.
  - PERMANENTLY MARK COMPANY LOGO IN AREA SHOWN. CHARACTERS TO BE 4.0 HIGH.
  - ALL SOLDER BALLS ARE NOT SHOWN TO MINIMIZE FILE SIZE.



**DETAIL B 84X**  
SCALE 4:1

PARTS LIST	
Part Number	Description
105526-0100	SOCKET, 84GRY7.6X12.5-0.80
105528-0037	CS, 84GRY7.6X12.5-0.80
103864-0075	PRESS, DEV INS, 8.0X12.5 (SOLD SEP.)

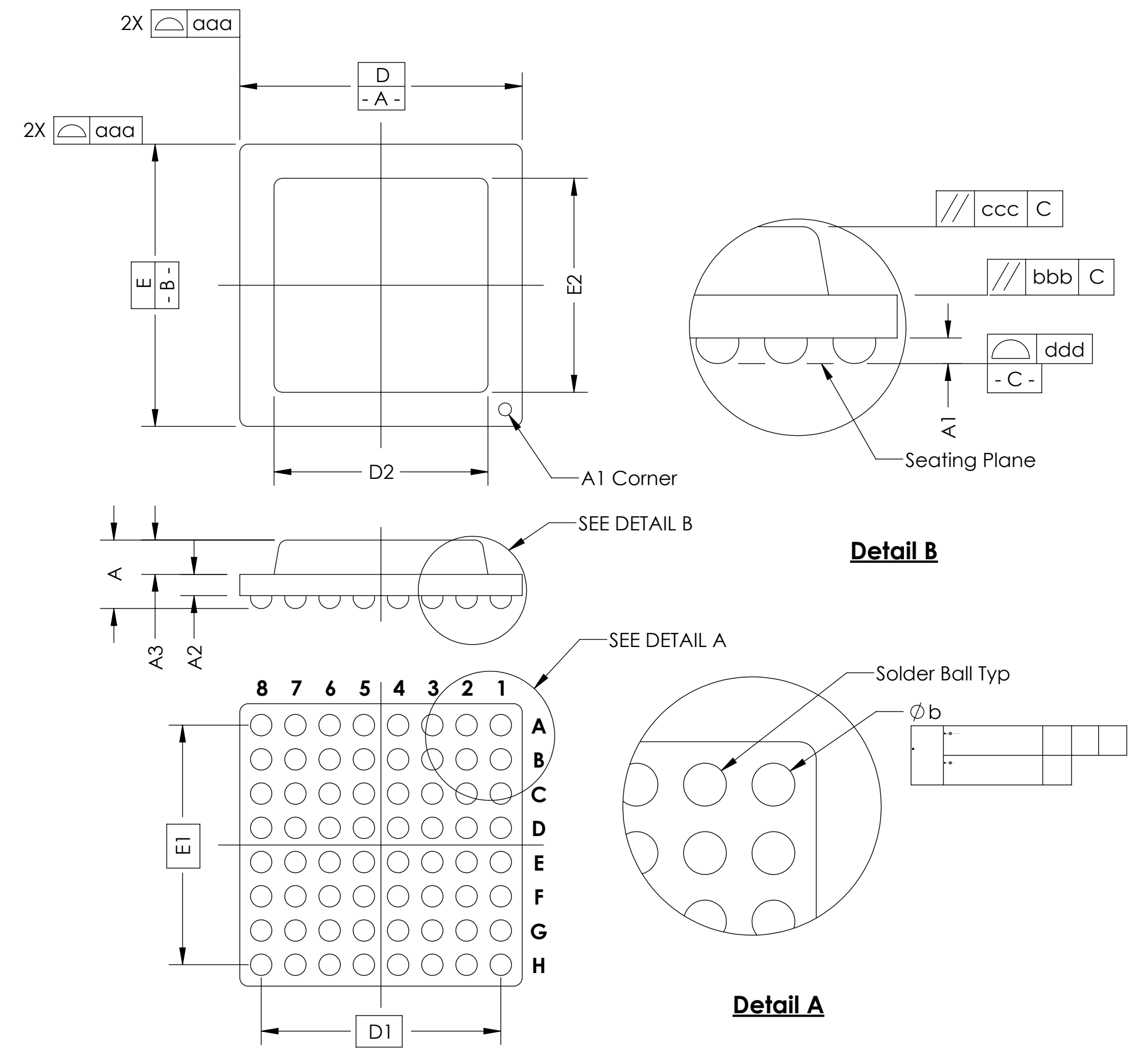
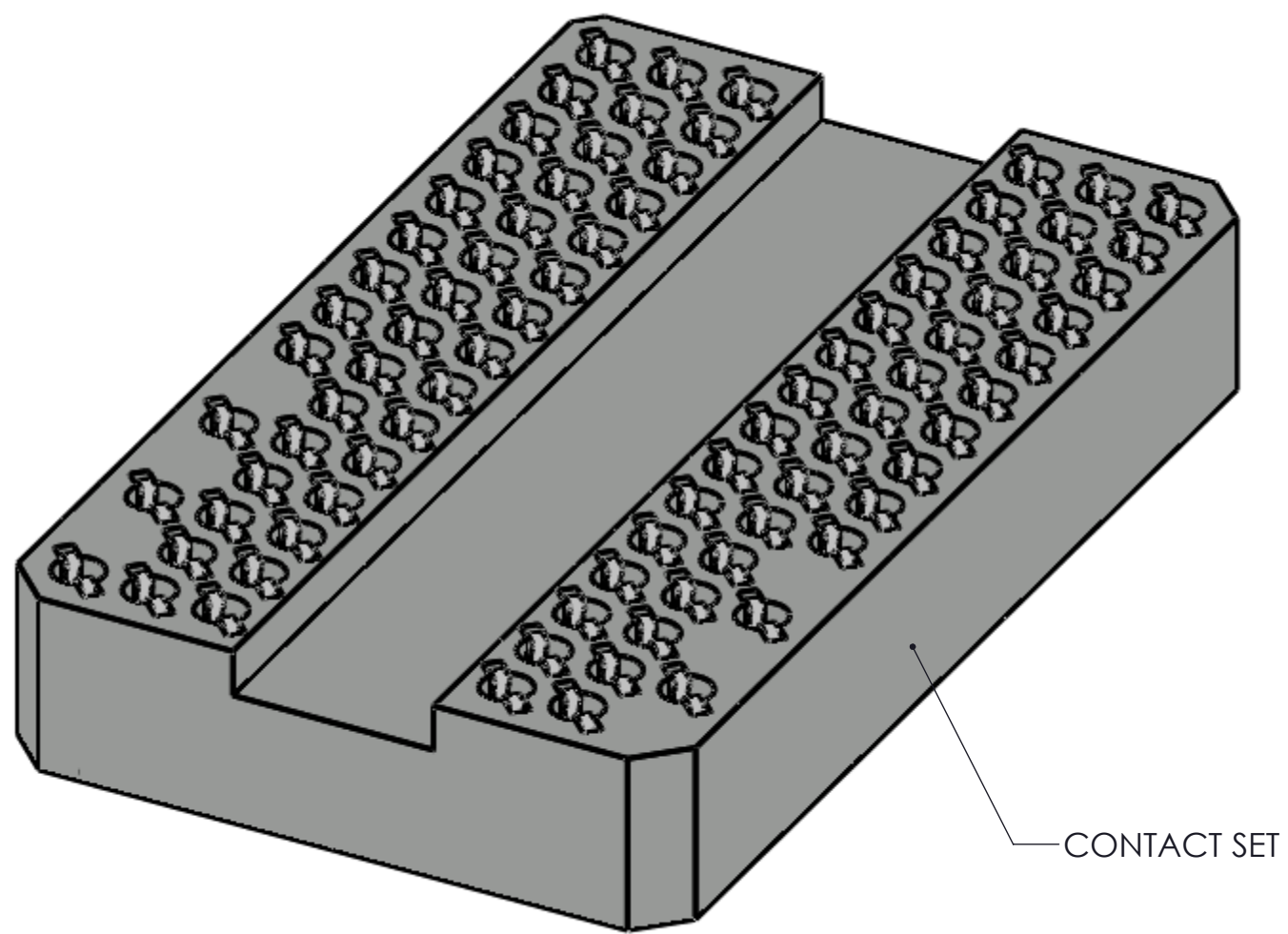


**SECTION A-A**  
Scale 2:1

<p><b>HSIO technologies</b> PROPRIETARY AND CONFIDENTIAL</p> <p>THE INFORMATION CONTAINED IN THIS DRAWING IS THE SOLE PROPERTY OF HSIO TECHNOLOGIES, LLC. ANY REPRODUCTION IN PART OR AS A WHOLE WITHOUT THE WRITTEN PERMISSION OF HSIO TECHNOLOGIES, LLC IS PROHIBITED.</p>	UNLESS OTHERWISE SPECIFIED:	NAME	DATE	<b>HSIO TECHNOLOGIES, LLC.</b> <b>13400 68th AVENUE NORTH</b> <b>MAPLE GROVE, MINNESOTA 55311</b> <b>763-447-6260</b>	
	DIMENSIONS ARE IN MILLIMETERS	DRAWN	PAR		04/06/16
	TOLERANCES:	CHECKED	NSJ	04/06/16	<b>TITLE:</b> <b>SCKT,84GRY7.6X12.5-0.80, DS</b> <b>(EUTECTIC)</b>
	ANGULAR: ± 1°	LEGEND:		DWG. NO. <b>105526-0100</b>	
X.X ±0.25	△ NOTE CALLOUT	REV	A		
X.XX ±0.10	□ REVISION CHANGE	SCALE: 10:1		SIZE: C	
X.XXX ±0.050	○ ITEM NUMBER	SHEET 1 OF 2			
DO NOT SCALE DRAWING					

SOCKET FOR DEVICES THAT ARE WITHIN THESE SPECIFICATIONS					
Lead Count	<b>N</b>	84	Package Size	<b>D</b>	7.60
Columns	<b>ND</b>	9		<b>E</b>	12.50
Rows	<b>NE</b>	15	Ball Spacing	<b>D1</b>	6.40
Pitch	<b>e</b>	0.80		<b>E1</b>	11.20
Ball Size	<b>b</b>	0.45±0.05	Encapsulant/ Top Size	<b>D2</b>	n/a
Total Thickness	<b>A</b>	N/A		<b>E2</b>	n/a
Ball Height	<b>A1</b>	0.275 Min	Pattern Style	Irregular*	
Substrate Thickness	<b>A2</b>	N/A	Perimeter Rows	n/a	
Top Thickness	<b>A3</b>		Center Array	n/a	
Form Tolerances					
Edge	<b>aaa</b>	0.20	Bottom	<b>ddd</b>	0.15
Substrate	<b>bbb</b>	0.20	Position	<b>eee</b>	0.20
top	<b>ccc</b>	0.20	Position	<b>fff</b>	0.08

All dimensions are in millimeters.  
\*See footprint specification for pattern details.



**Generic Representation with Full Grid Array**

<p><b>HSIO technologies</b> PROPRIETARY AND CONFIDENTIAL</p> <p>THE INFORMATION CONTAINED IN THIS DRAWING IS THE SOLE PROPERTY OF HSIO TECHNOLOGIES, LLC. ANY REPRODUCTION IN PART OR AS A WHOLE WITHOUT THE WRITTEN PERMISSION OF HSIO TECHNOLOGIES, LLC IS PROHIBITED.</p>	UNLESS OTHERWISE SPECIFIED:	NAME	DATE	<b>HSIO TECHNOLOGIES, LLC.</b> 13400 68th AVENUE NORTH MAPLE GROVE, MINNESOTA 55311 763-447-6260	
	DIMENSIONS ARE IN MILLIMETERS	DRAWN	PAR		04/06/16
	TOLERANCES:	CHECKED	NSJ	04/06/16	TITLE:
	ANGULAR: ± 1° X.X ±0.25 X.XX ±0.10 X.XXX ±0.050	LEGEND:			SCKT,84GRY7.6X12.5-0.80, DS (EUTECTIC)
INTERPRET GEOMETRIC TOLERANCING PER:	△	NOTE CALLOUT		DWG. NO.	
MATERIAL	○	REVISION CHANGE		105526-0100	
FINISH	○	ITEM NUMBER		REV	
DO NOT SCALE DRAWING				A	
				SCALE: 10:1 SIZE: C SHEET 2 OF 2	