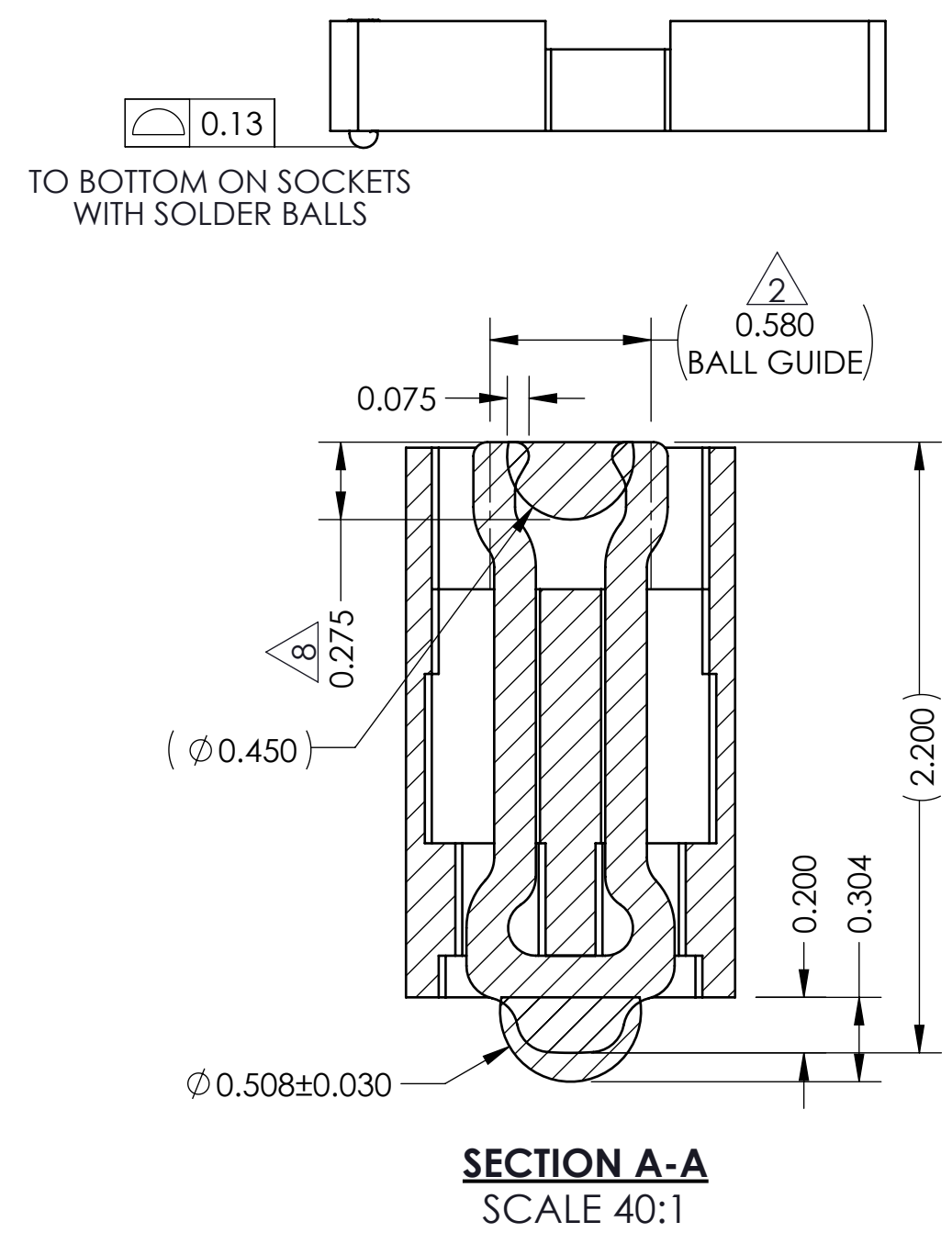
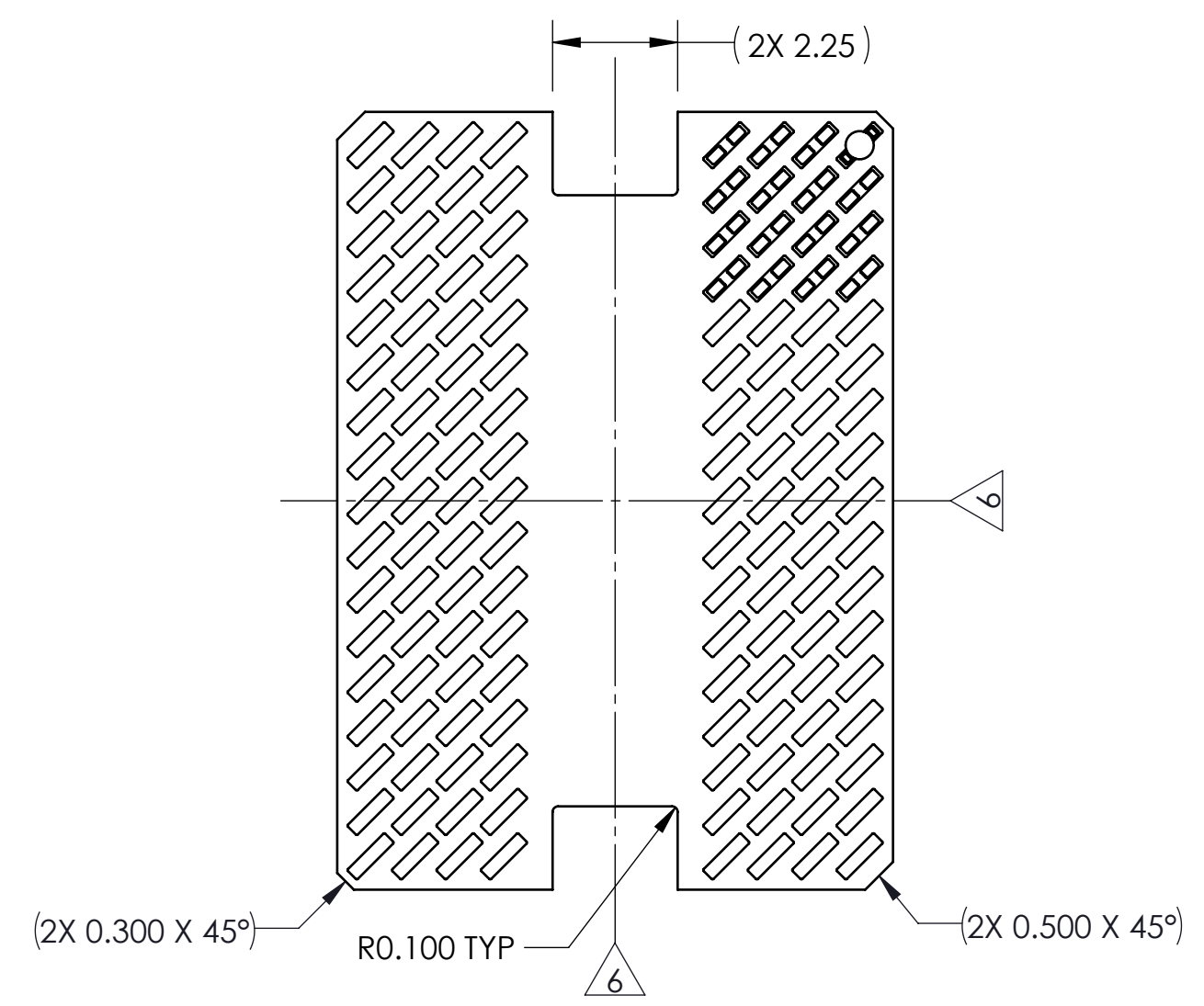

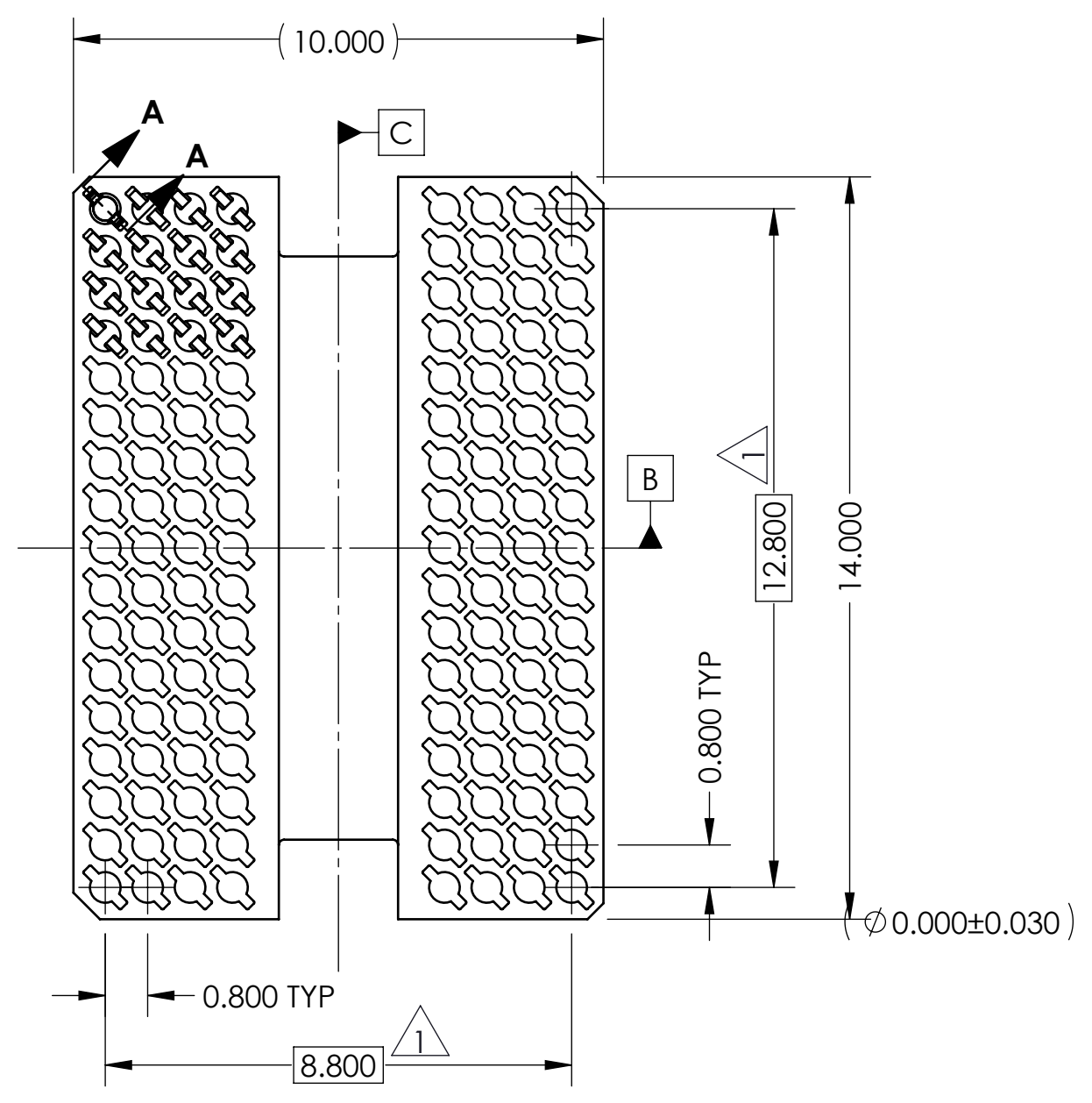


REV	ECO	BY	DESCRIPTION	APV	DATE
A	XXXX	DJP	INITIAL DESIGN	RS	2/10/22



- Notes:
- 1 LOCATES CENTER OF CONTACT SLOTS.
 - 2 DATUM B AND C DETERMINED BY $\phi 0.580$ OPENING IN CORNER SLOTS.
 - 3 UNLESS OTHERWISE NOTED, ALL FEATURES LOCATED $\oplus 0.10$ A B C.
 - 4 INCLUDES TOOLING PROTRUSIONS.
 - 5 TOOLING MARKS PERMITTED. MAXIMUM 0.10 PROTRUSION SHOWN.
 - 6 CENTERLINE OF SOCKET.
 - 7 CONTACT NUMBER: 104468-0002.
 - 8 MINIMUM SOLDER BALL EXPOSURE IS: $1/2 (\phi \text{ OF SOLDER BALL}) + 0.05\text{mm}$.
 - 9 HOUSING NUMBER: 106487-0101.
 - 10 SEE CUSTOMER'S P.O.D. FOR ANY MISSING FORM TOLERANCE AND/OR DIMENSIONS.
 - 11 SOCKET SHOWN FOR DEVICES THAT ARE WITHIN SPECIFIED SPECIFICATIONS.

PART NUMBER	DESCRIPTION
107022-0055	SCKT, 136GRY 10.0X14.0-0.80, EUT (EUTECTIC SOLDER BALL)
107022-056	SCKT, 136GRY 10.0X14.0-0.80, SAC305 (SAC305 SOLDER BALL)
107022-0026	SCKT, 136GRY 10.0X14.0-0.80, W/O (WITHOUT SOLDER BALL)
103864-0109	PRESS, DEV INS, GRY, 10.0X14.0 (SOLD SEPARATELY)
107030-0026	STEN, FLEX, 136BGA 10.0X14.0-0.80 (SOLD SEPARATELY)
105900-0004	EXTRACTION TOOL, 4 X 53 (SOLD SEPARATELY)

UNLESS OTHERWISE SPECIFIED - DIMENSIONS ARE IN MILLIMETERS - DIMS APPLY AFTER PLATING
TOLERANCES UNLESS OTHERWISE NOTED:
ANGLES ±1° DECIMALS
X.X ±0.25
X.XX ±0.10
X.XXX ±0.050

THE INFORMATION CONTAINED IN THIS DRAWING IS THE SOLE PROPERTY OF IRONWOOD ELECTRONICS, INC. ANY REPRODUCTION IN PART OR WHOLE WITHOUT THE WRITTEN PERMISSION OF IRONWOOD ELECTRONICS, INC. IS PROHIBITED.

CAD GENERATED DRAWING
DO NOT MANUALLY UPDATE

IRONWOOD ELECTRONICS, INC
1335 EAGANDALE CT.
EAGAN, MN 55121. 952-229-8200

SCKT, 136GRY 10.0X14.0-0.80, EUT

DRAWING APPROVALS			107022-0055	REV. A
NAME	DATE			
DJP	2/10/22			
APPRVD	DATE			
RS	2/10/22			
THIRD ANGLE PROJECTION		SCALE	MATERIAL	SHEET
		C SOLIDWORKS	SEE B.O.M.	1 of 1

LEGEND:
 (X) NOTE CALLOUT
 (A) REVISION CHANGE
 (X) ITEM NUMBER