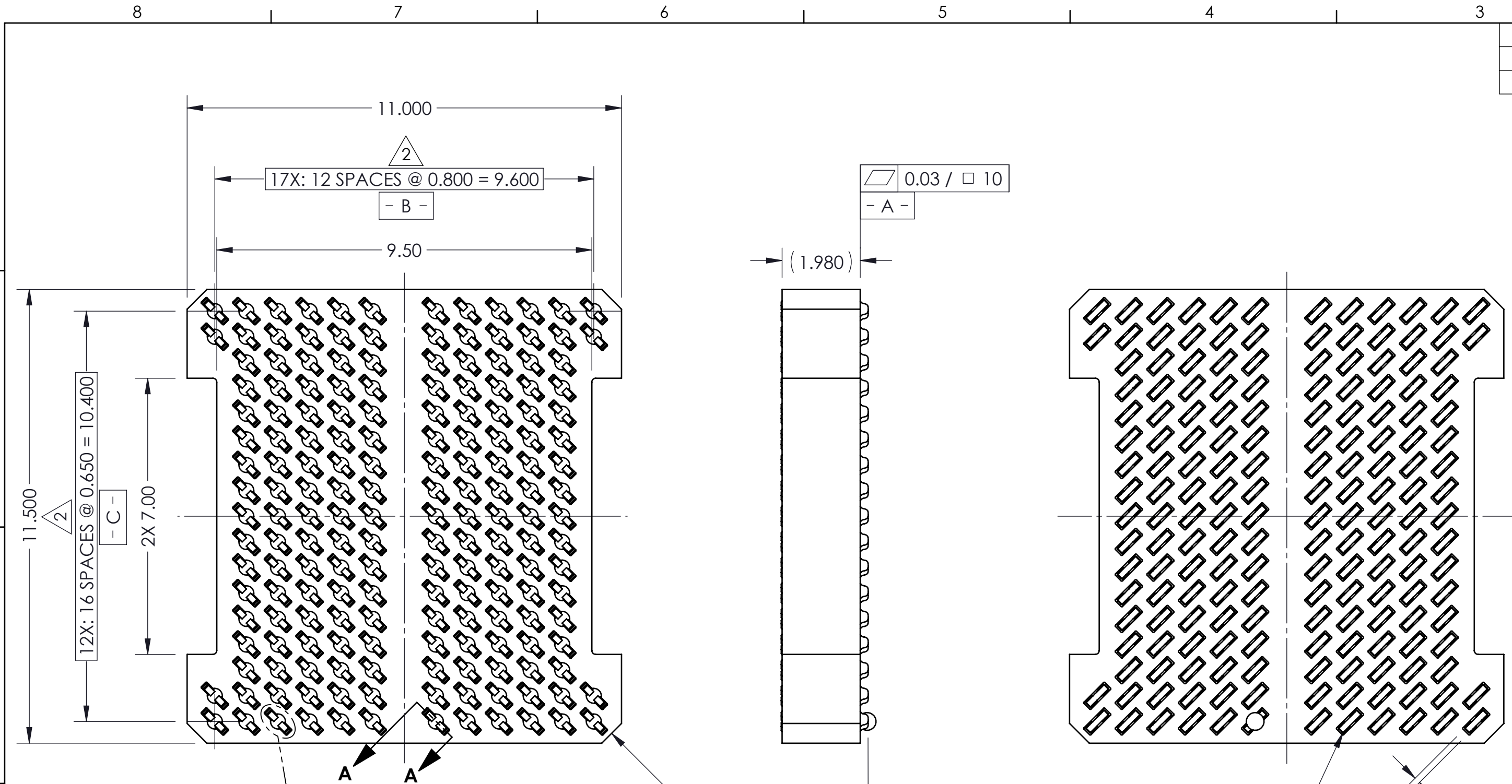
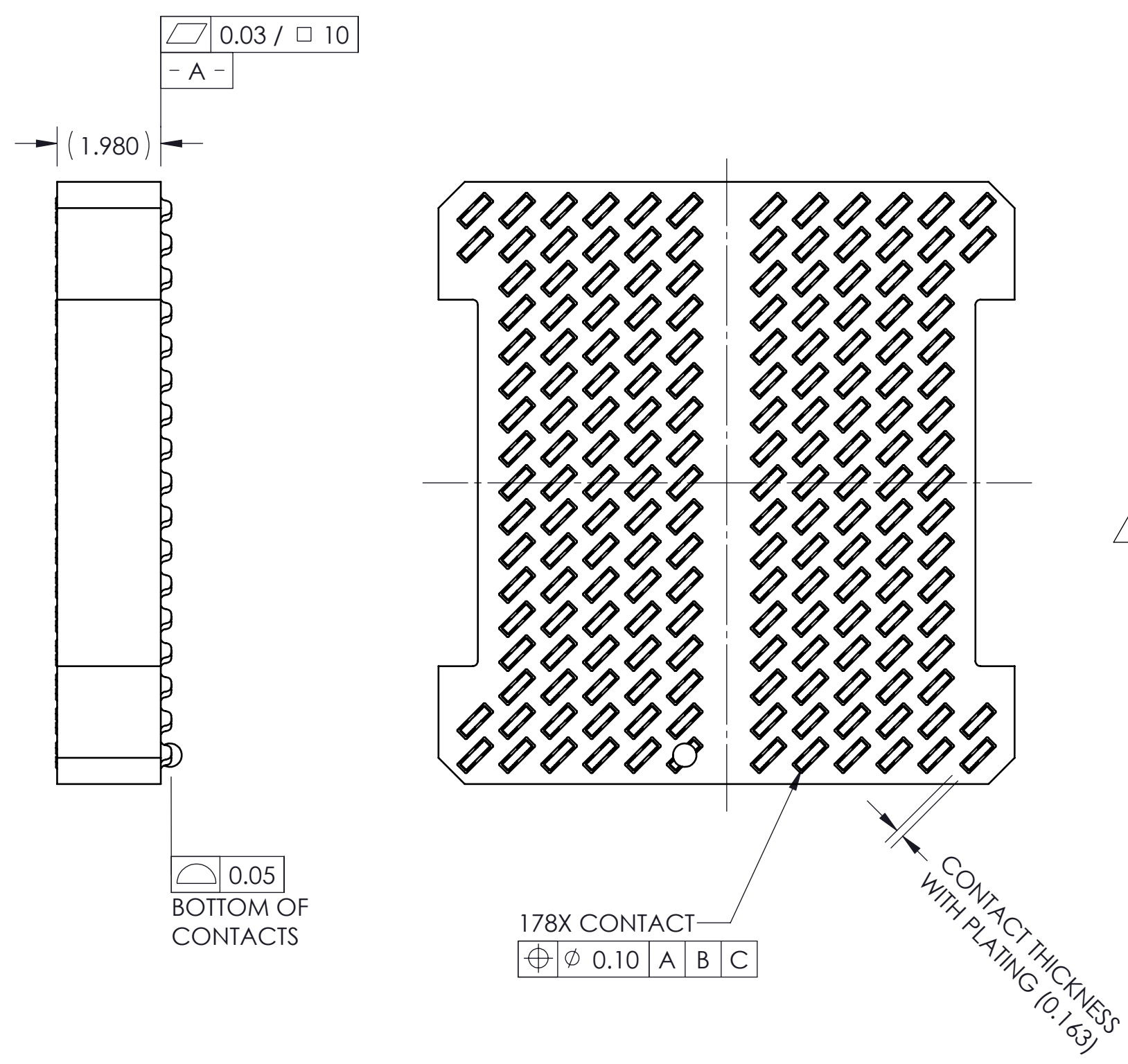


REV	ECO	BY	DESCRIPTION	APV	DATE
A	31618	RS	Initial Design	NSJ	03/18/15
B	31857	RS	WAS \varnothing 0.350	NSJ	02/22/17

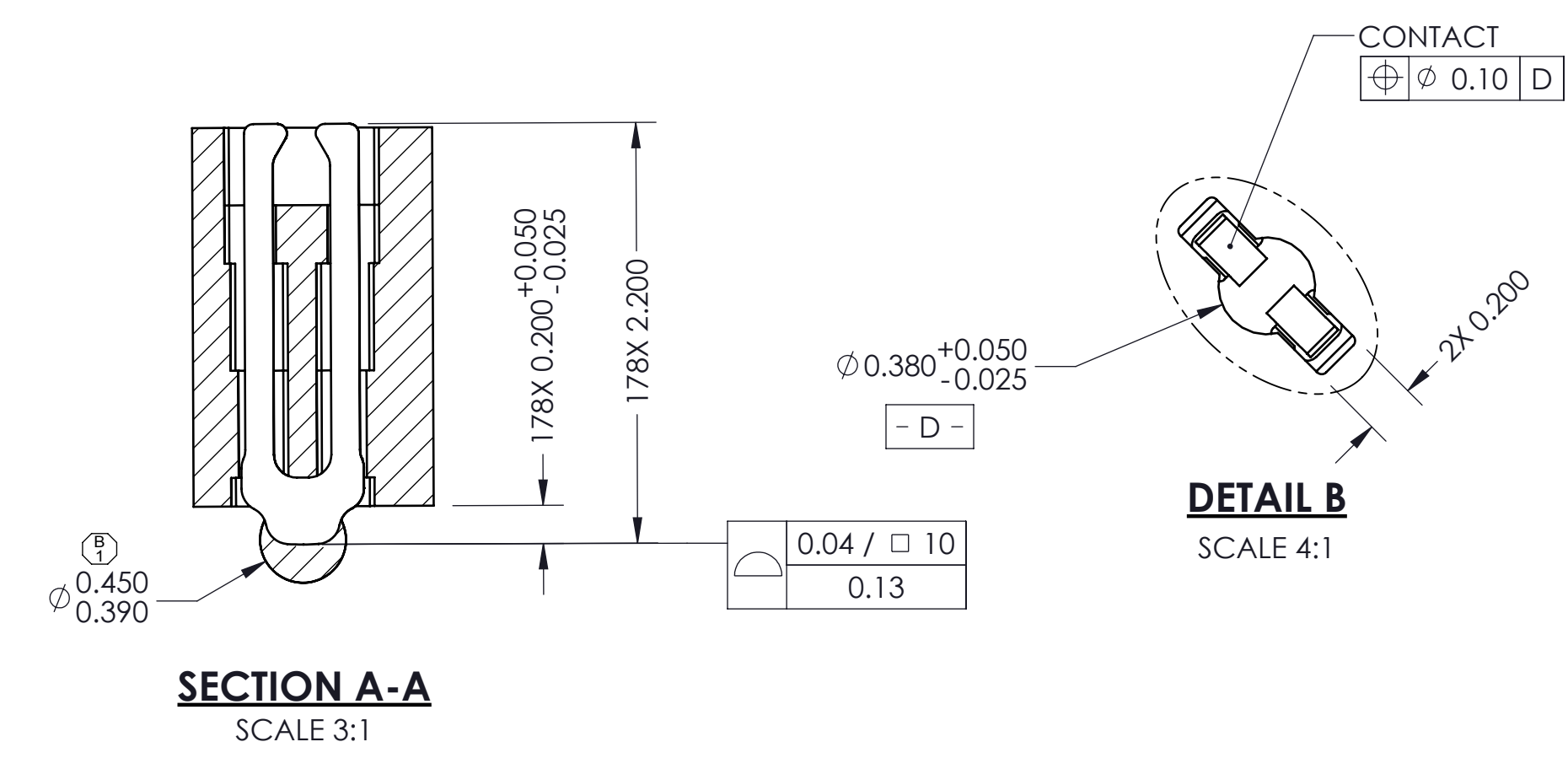


- Notes:
- Footprint part number is 104311-0339.
 - Dimension locates center of contact.
 - Press size: 11.00 x 11.50.
 - Datum **B** and **C** determined by \varnothing 0.380 opening in corner slots.
 - Unless otherwise noted, all features located \varnothing 0.10 **A B C**.
 - All solder balls are not shown to minimize file size.



Parts List	
Part Number	Description
104801-0006	CS, 178GRY11X11.50-0.80X0.65
103864-0061	PRESS, DEV INS, GRY, 11 X 11.5 (SOLD SEPERATELY)
105900-0004	EXTRACTION TOOL, 4X53 (SOLD SEPERATELY)

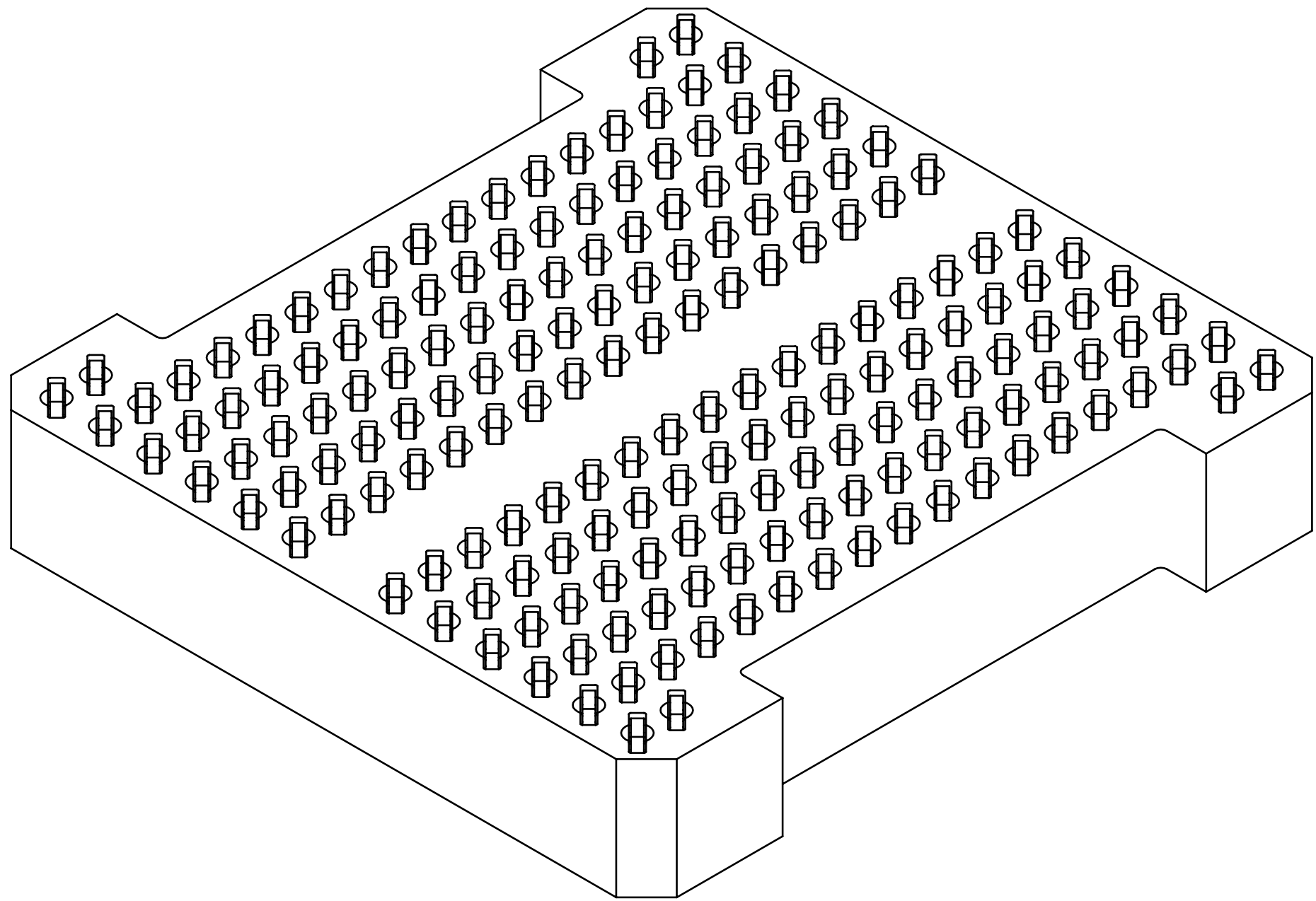
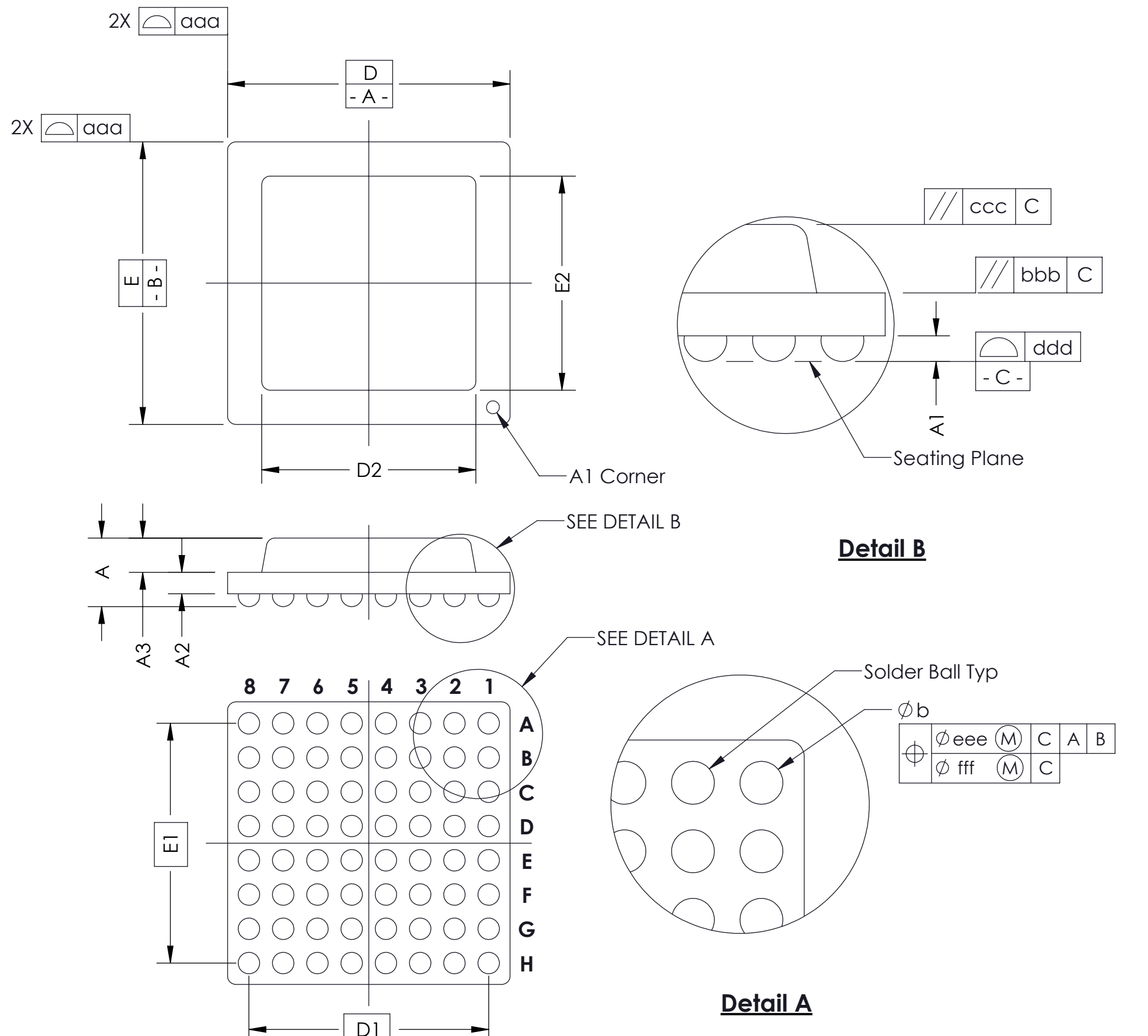
SEE DETAIL B



UNLESS OTHERWISE SPECIFIED - DIMENSIONS ARE IN MILLIMETERS - DIMS APPLY AFTER PLATING TOLERANCES UNLESS OTHERWISE NOTED: ANGLES ±1° DECIMALS X.X ±0.25 X.XX ±0.10 X.XXX ±0.050		THE INFORMATION CONTAINED IN THIS DRAWING IS THE SOLE PROPERTY OF HSIO TECHNOLOGIES, LLC. ANY REPRODUCTION IN PART OR WHOLE WITHOUT THE WRITTEN PERMISSION OF HSIO TECHNOLOGIES, LLC. IS PROHIBITED.	
CAD GENERATED DRAWING DO NOT MANUALLY UPDATE		HSIO TECHNOLOGIES, LLC. 13400 68th AVENUE NORTH MAPLE GROVE, MINNESOTA 55311 763-447-6260	
DRAWING APPROVALS			
NAME	DATE	SCKT, 178GRY11X11.5-0.80X0.65, EUT	
DRAWN: R. Sewharack APPVD: N. St Jacques	03/18/15 03/18/15		
THIRD ANGLE PROJECTION		SIZE: C	CAD FORMAT: SOLIDWORKS
LEGEND: (X) NOTE CALLOUT (A) REVISION CHANGE (X) ITEM NUMBER		DRAWING NO: 104802-0009	REV: B
		SCALE: SEE BOM	SHEET: 1 of 2

SOCKET FOR DEVICES THAT ARE WITHIN THESE SPECIFICATIONS					
Lead Count	N	178	Package Size	D	11.00
Columns	ND	12		E	11.50
Rows	NE	17	Ball Spacing	D1	9.60
Pitch	e	0.80X0.65		E1	10.40
Ball Size	b	0.30±0.05	Encapsulant/ Top Size	D2	n/a
Total Thickness	A	N/A	Pattern Style	E2	n/a
Ball Height	A1	0.225 Min			
Substrate Thickness	A2	N/A	Perimeter Rows		n/a
Top Thickness	A3		Center Array		n/a
Form Tolerances					
Edge	aaa	0.20	Bottom	ddd	0.15
Substrate	bbb	0.20	Position	eee	0.20
Top	ccc	0.20	Position	fff	0.08

All dimensions are in millimeters.
*See footprint specification for pattern details.



THE INFORMATION CONTAINED IN THIS DRAWING IS THE SOLE PROPERTY OF HSIO TECHNOLOGIES, LLC. ANY REPRODUCTION IN PART OR WHOLE WITHOUT THE WRITTEN PERMISSION OF HSIO TECHNOLOGIES, LLC. IS PROHIBITED.			
UNLESS OTHERWISE SPECIFIED - DIMENSIONS ARE IN MILLIMETERS - DIMS APPLY AFTER PLATING TOLERANCES UNLESS OTHERWISE NOTED: DECIMALS ANGLES X.X ±0.25 ±1° X.XX ±0.10 X.XXX ±.050		HSIO TECHNOLOGIES, LLC. 13400 68th AVENUE NORTH MAPLE GROVE, MINNESOTA 55311 763-447-6260	
LEGEND: NOTE CALLOUT REVISION CHANGE ITEM NUMBER		SCKT, 178GRY11X11.5-0.80X0.65, EUT TITLE SIZE C CAD FORMAT SOLIDWORKS DRAWING NO. 104802-0009 REV. B SCALE MATERIAL See Page 1 SHEET 2 of 2	