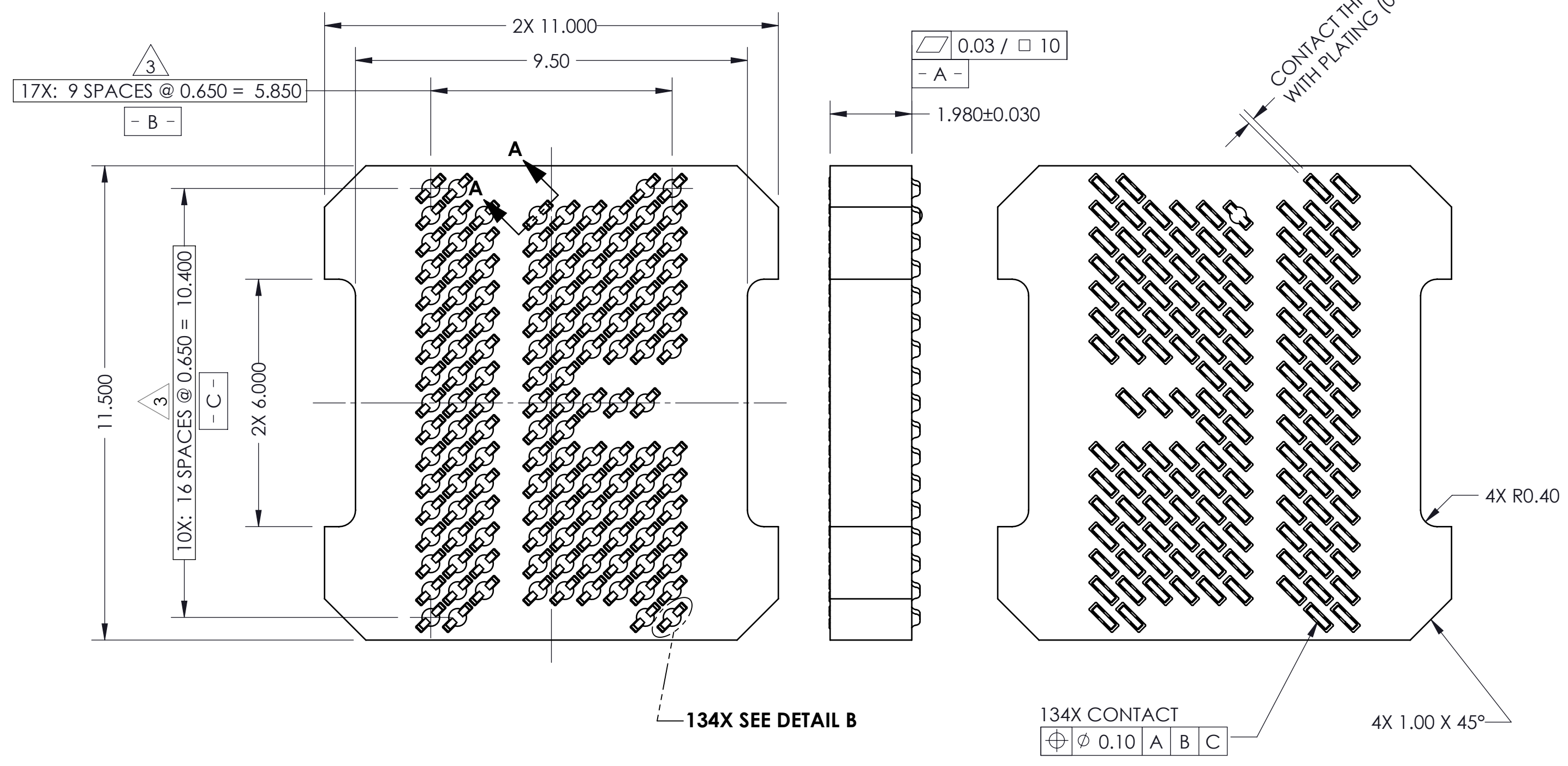
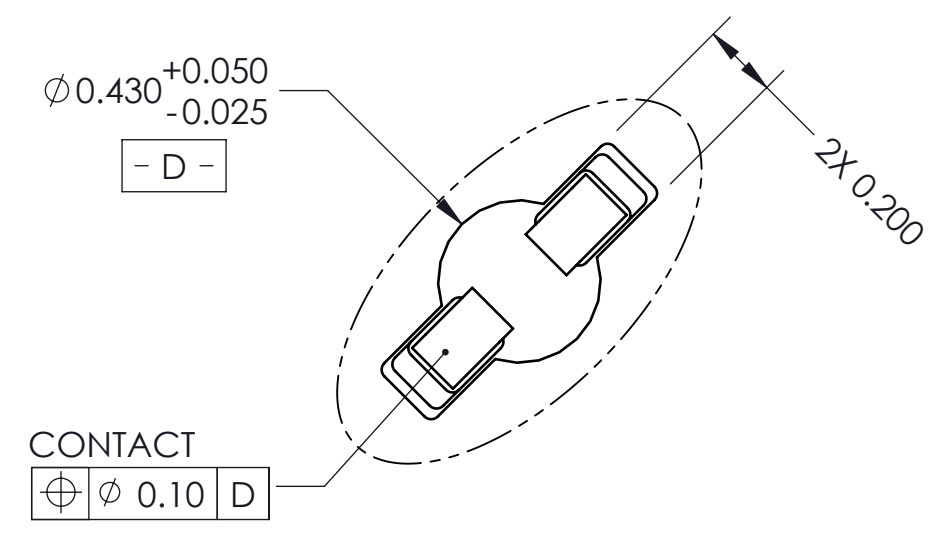
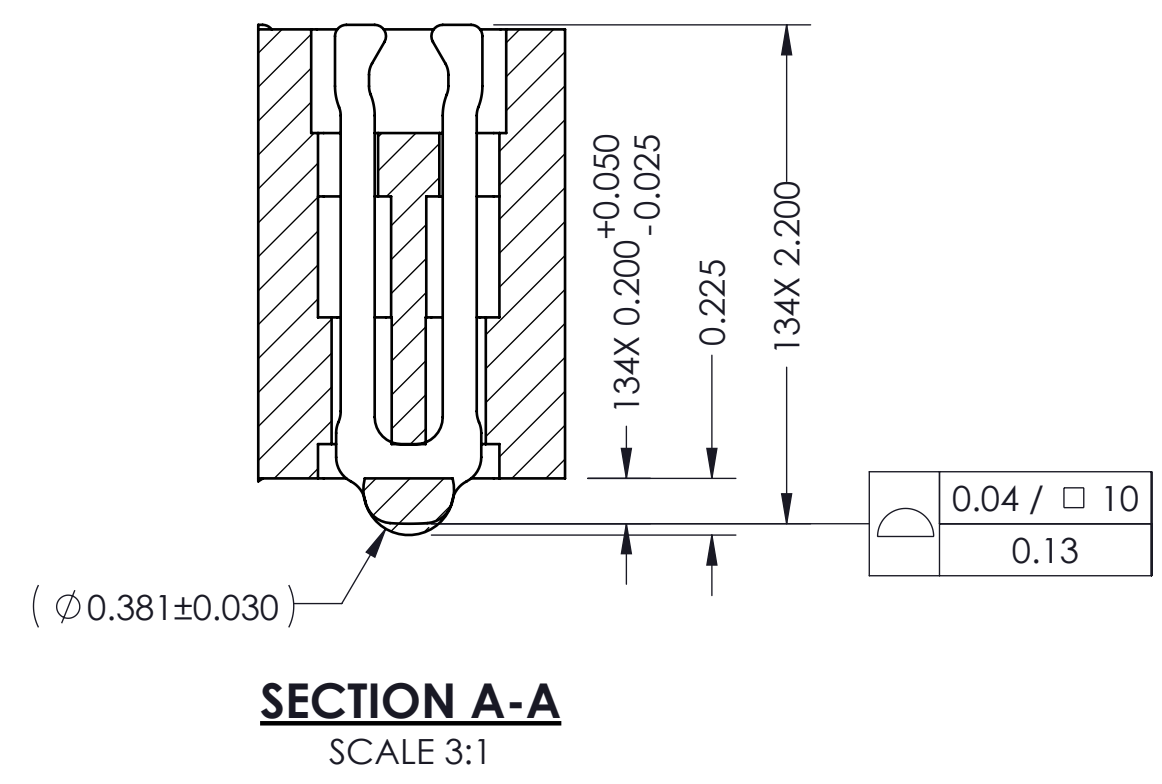


REV	ECO	BY	DESCRIPTION	APV	DATE
A	31803	RS	INITIAL DESIGN	NSJ	10/20/16
B	6882	DJP	UPDATED HSG FROM 4 LAYER TO 5 LAYER.	RS	4/13/22



- Notes:
- Footprint part number is 104311-0258.
 - Unless otherwise noted, all features located $\oplus 0.10$ A B C
 - \triangle Locates center of contact slots.
 - Datums B and C determined by $\phi 0.430$ opening in corner slots.
 - All solder balls are **NOT** shown to minimize file size.

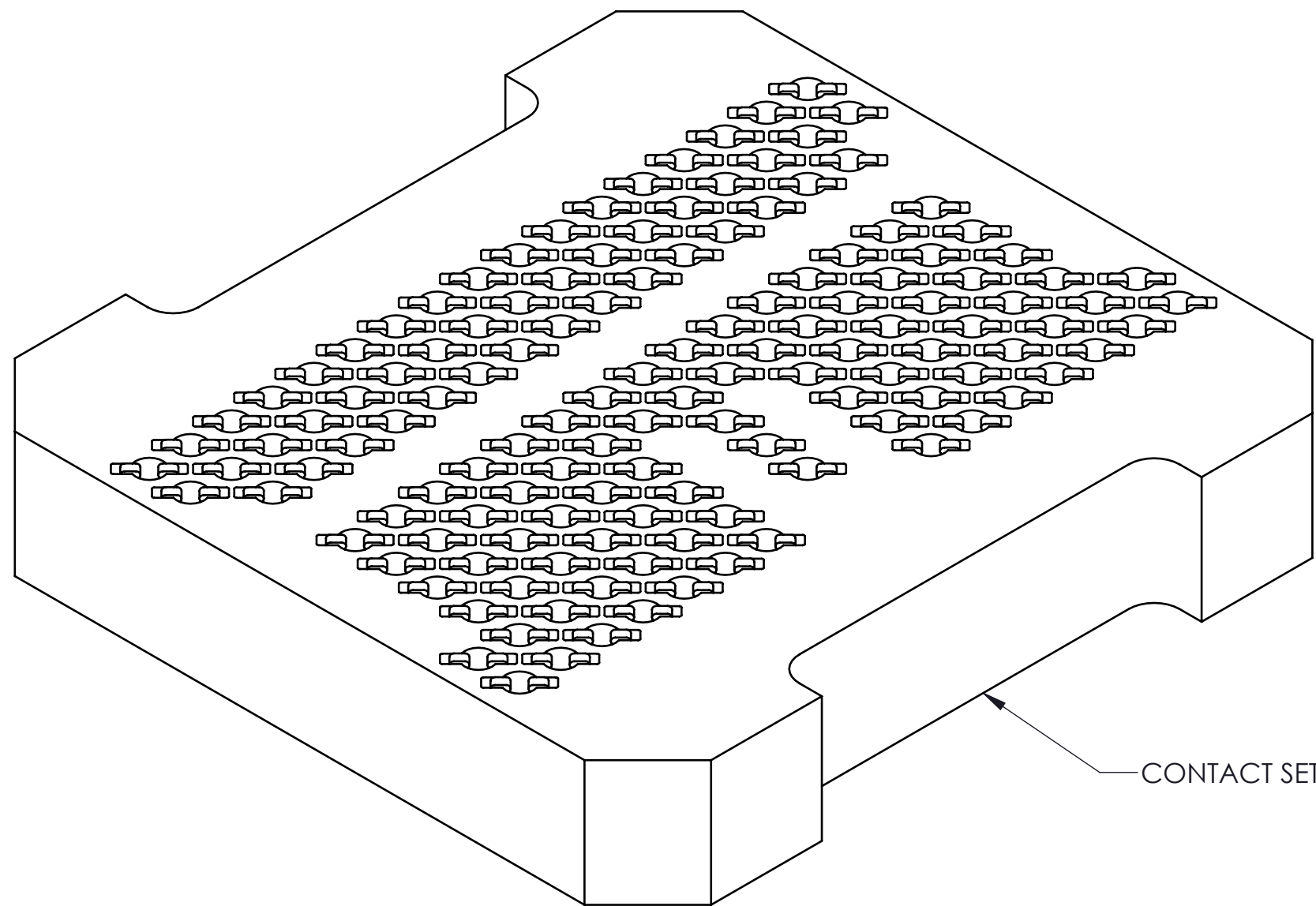
PARTS LIST	
Part Number	Description
104946-0015	SCKT, 134GRY11X11.5-0.65, SAC305
103864-0061	PRESS, DEV INS, 11X11.5 (SOLD SEP.)



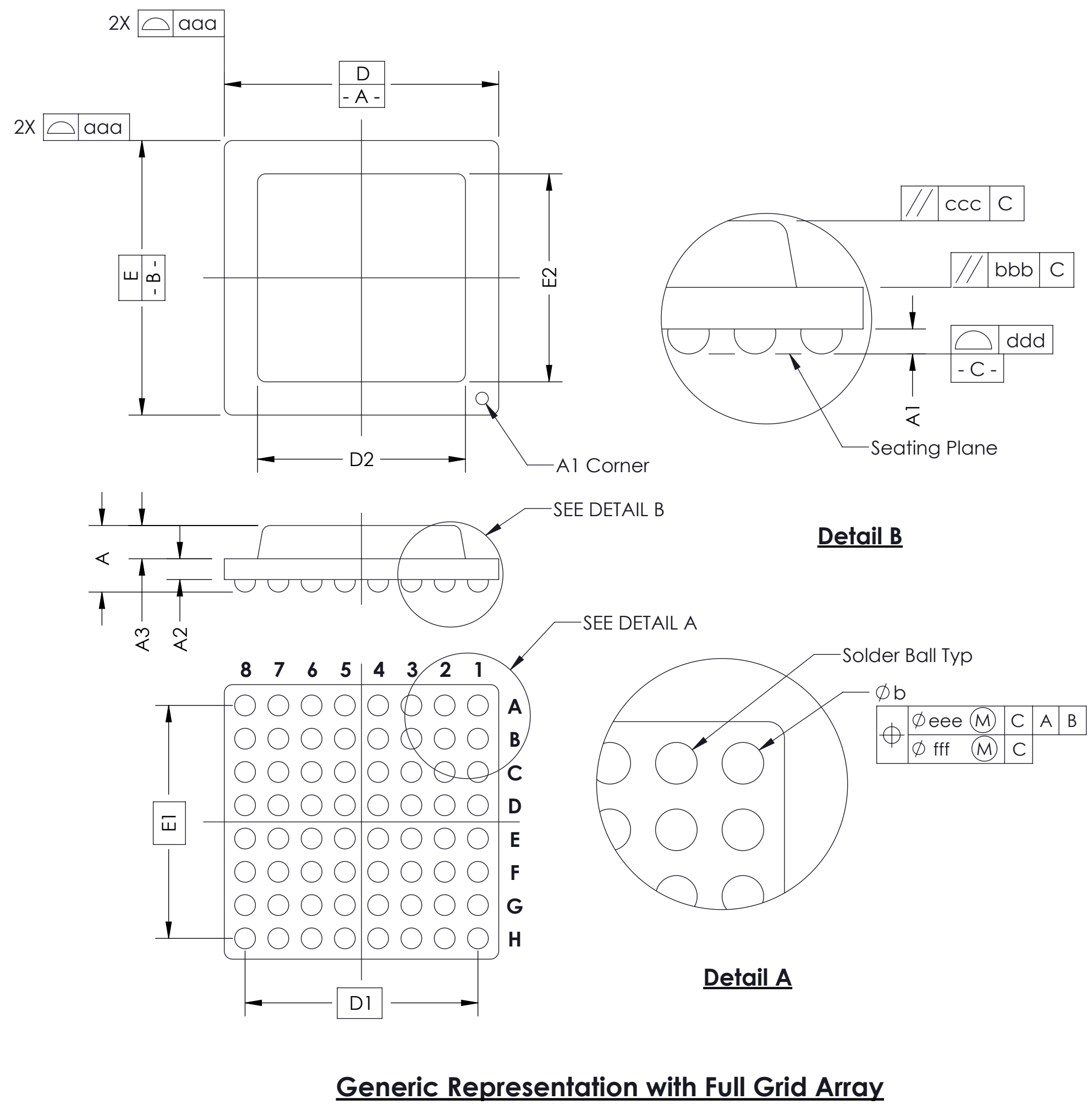
<p>PROPRIETARY AND CONFIDENTIAL</p> <p>THE INFORMATION CONTAINED IN THIS DRAWING IS THE SOLE PROPERTY OF IRONWOOD ELECTRONICS, INC. ANY REPRODUCTION IN PART OR AS A WHOLE WITHOUT THE WRITTEN PERMISSION OF IRONWOOD ELECTRONICS, INC IS PROHIBITED.</p>	UNLESS OTHERWISE SPECIFIED:	NAME	DATE	IRONWOOD ELECTRONICS, INC. 1335 EAGANDALE COURT EAGAN, MINNESOTA 55121 952-229-8200	
	DIMENSIONS ARE IN MILLIMETERS	DRAWN	RS		10/20/16
	TOLERANCES:	CHECKED	NSJ	10/20/16	TITLE: SCKT, 134GRY 11.0X11.5-0.65, SAC305 SOLDER BALLS
	ANGULAR: $\pm 1^\circ$	LEGEND:		DWG. NO.	
XX ± 0.25	\triangle NOTE CALLOUT			104946-0015	B
X.XX ± 0.10	\square REVISION CHANGE			SCALE: 10:1	SIZE: C
X.XXX ± 0.050	\circ ITEM NUMBER			SHEET 1 OF 2	
DO NOT SCALE DRAWING					


SOCKET FOR DEVICES THAT ARE WITHIN THESE SPECIFICATIONS					
Lead Count	N	134	Package Size	D	11.00
Columns	ND	10		E	11.50
Rows	NE	17	Ball Spacing	D1	5.85
Pitch	e	0.65		E1	10.40
Ball Size	b	0.35±0.05	Encapsulant/ Top Size	D2	n/a
Total Thickness	A	n/a		E2	n/a
Ball Height	A1	0.25 Min	Pattern Style	IRREGULAR*	
Substrate Thickness	A2	n/a	Perimeter Rows	n/a	
Top Thickness	A3	n/a	Center Array	n/a	
Form Tolerances					
Edge	aaa	0.20	Bottom	ddd	0.15
Substrate	bbb	0.20	Position	eee	0.20
Top	ccc	0.20	Position	fff	0.08

All dimensions are in millimeters.
*See footprint specification for pattern details.



CONTACT SET



PROPRIETARY AND CONFIDENTIAL				
THE INFORMATION CONTAINED IN THIS DRAWING IS THE SOLE PROPERTY OF IRONWOOD ELECTRONICS, INC. ANY REPRODUCTION IN PART OR AS A WHOLE WITHOUT THE WRITTEN PERMISSION OF IRONWOOD ELECTRONICS, INC IS PROHIBITED.				
UNLESS OTHERWISE SPECIFIED:	NAME	DATE	HSIO TECHNOLOGIES, LLC. 13400 68th AVENUE NORTH MAPLE GROVE, MINNESOTA 55311 763-447-6260	
DIMENSIONS ARE IN MILLIMETERS	DRAWN	RS		10/20/16
TOLERANCES:	CHECKED	NSJ		10/20/16
ANGULAR: ± 1° X.X ±0.25 X.XX ±0.10 X.XXX ±0.050			TITLE: SCKT, 134GRY 11.0X11.5-0.65, SAC305 SOLDER BALLS	
LEGEND: △ NOTE CALLOUT ◻ REVISION CHANGE ○ ITEM NUMBER	DWG. NO. 104946-0015		REV B	
SCALE: 10:1		SIZE: C	SHEET 2 OF 2	