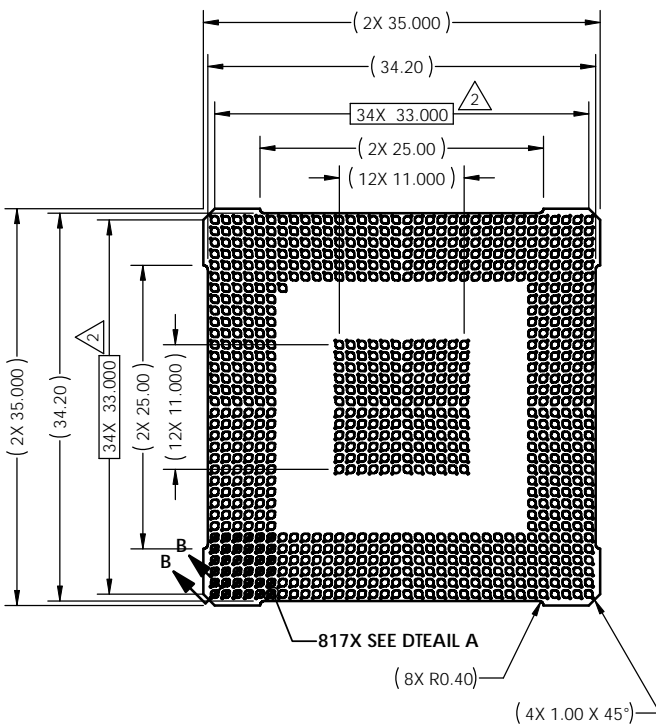
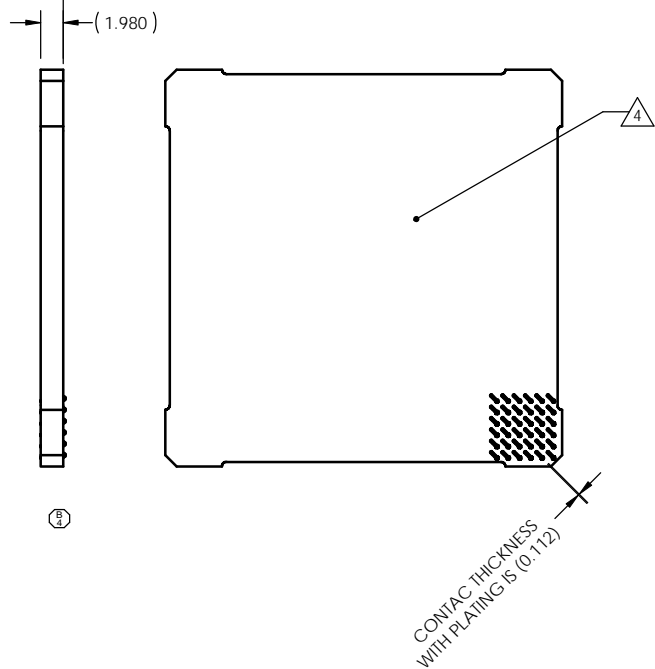


REV	ECO	BY	DESCRIPTION	APV	DATE
A	30060	KP	Initial Design	MP	01/11/10
B	30151	RGM	1)UPDATE GEO-TOL ADD 'A" 2) ADD FLAT 0.12 3)ADD GEO-TOL 4)DEL FLATNESS	MC	2/26/10

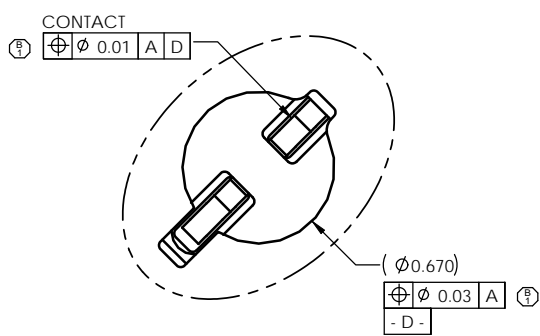


	0.03 / □ 10	Ⓟ
	0.12	
- A -		

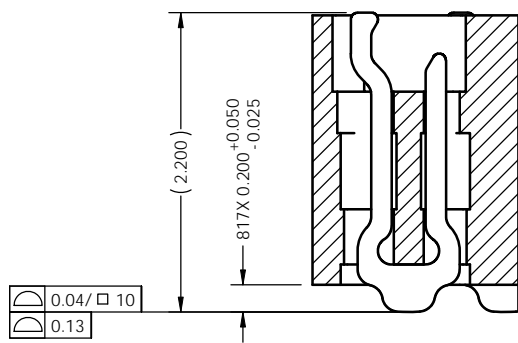


Notes:

- Footprint part number is 104311-0194.
- Dimension locates center of slot/contact.
- Press size is 35.0 x 35.0.
- Not all slots/contacts shown due to file size. See footprint for full pattern.



DETAIL A (817X)
Scale 20:1



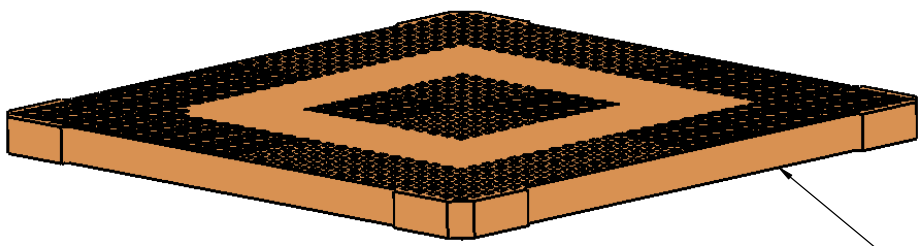
SECTION B-B
Scale 12:1

PARTS LIST		
PART NUMBER	QTY	DESCRIPTION
106652-0011	-	SCKT, 817G80 35-1.00
106651-0011	1	CS, 817G80 35-1.00
103864-0102	1	PRESS, DEV, 35 X 35 (SOLD SEPARATELY)
107030-0015	1	STENCIL, 817G80 35-1.00 (SOLD SEPARATELY)

UNLESS OTHERWISE SPECIFIED DIMENSIONS ARE IN MILLIMETERS DIM'S APPLY AFTER PLATING TOLERANCES UNLESS OTHERWISE NOTED:		THE INFORMATION CONTAINED IN THIS DRAWING IS THE SOLE PROPERTY OF CASCADE MICROTECH, INC. ANY REPRODUCTION IN PART OR WHOLE WITHOUT THE WRITTEN PERMISSION OF CASCADE MICROTECH, INC. IS PROHIBITED.	
CAD GENERATED DRAWING DO NOT MANUALLY UPDATE		7115 NORTHLAND TERRACE SUITE 400 BROOKLYN PARK, MN 55428 (763) 509-0066	
DRAWING APPROVALS		CASCAD MICROTECH	
NAME K. Pitney	DATE 01/11/10	SCKT, 817G80 35-1.00	
APPROV M. Peery	DATE 01/11/10		
LEGEND:		SCALE C	SHEET B
	NOTE CALLOUT	SEE BOM	
	REVISION CHANGE	1 of 2	
	ITEM NUMBER		

SOCKET FOR DEVICES THAT ARE WITHIN THESE SPECIFICATIONS						
Lead Count	N	817	Package Size	D	35.00	
Columns	ND	34	Ball Spacing	E	35.00	
Rows	NE	34		D1	33.000	
Pitch	e	1.00	Encapsulant/ Top Size	E1	33.000	
Ball Size	b	0.60±0.05		D2	N/A	
Total Thickness	A	N/A	Pattern Style	E2	N/A	
Ball Height	A1	0.375 MIN		Perimeter Rows		N/A
Substrate Thickness	A2	N/A			Center Array	
Top Thickness	A3					
Form Tolerances						
Edge	aaa	0.20	Bottom	ddd	0.15	
Substrate	bbb	0.20	Position	eee	0.20	
top	ccc	0.20	Position	fff	0.08	

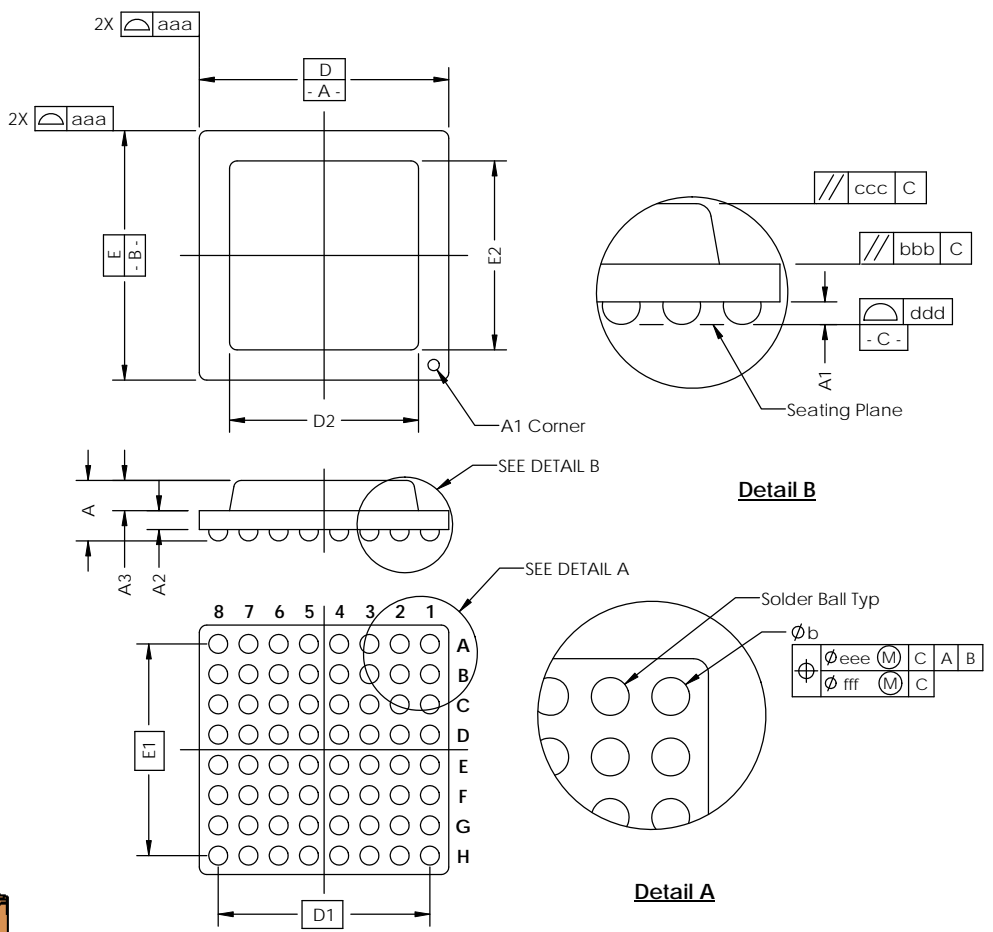
All dimensions are in millimeters.
* See footprint for pattern details.



HOUSING
106550-0011



CONTACTS
104468-0009



Generic Representation with Full Grid Array

<small>THE INFORMATION CONTAINED IN THIS DRAWING IS THE SOLE PROPERTY OF CASCADE MICROTECH, INC. ANY REPRODUCTION IN PART OR WHOLE WITHOUT THE WRITTEN PERMISSION OF CASCADE MICROTECH, INC. IS PROHIBITED.</small>			
<small>UNLESS OTHERWISE SPECIFIED - DIMENSIONS ARE IN MILLIMETERS - DIMS APPLY AFTER PLATING - TOLERANCES UNLESS OTHERWISE NOTED:</small>		7115 NORTHLAND TERRACE SUITE 400 BROOKLYN PARK, MN 55428 (763) 509-0066	
<small>DECIMALS X.X ±0.25 X.XX ±0.10 X.XXX ±0.050</small>	SKCT, 817G80 35-1.00		
LEGEND: NOTE CALLOUT REVISION CHANGE ITEM NUMBER	<small>DATE FORNAT</small> C SOLIDWORKS	<small>DRAWING NO.</small> 106652-0011	<small>REV.</small> B
<small>SCALE</small> See Page 1	<small>SHEET</small> 2 of 2		