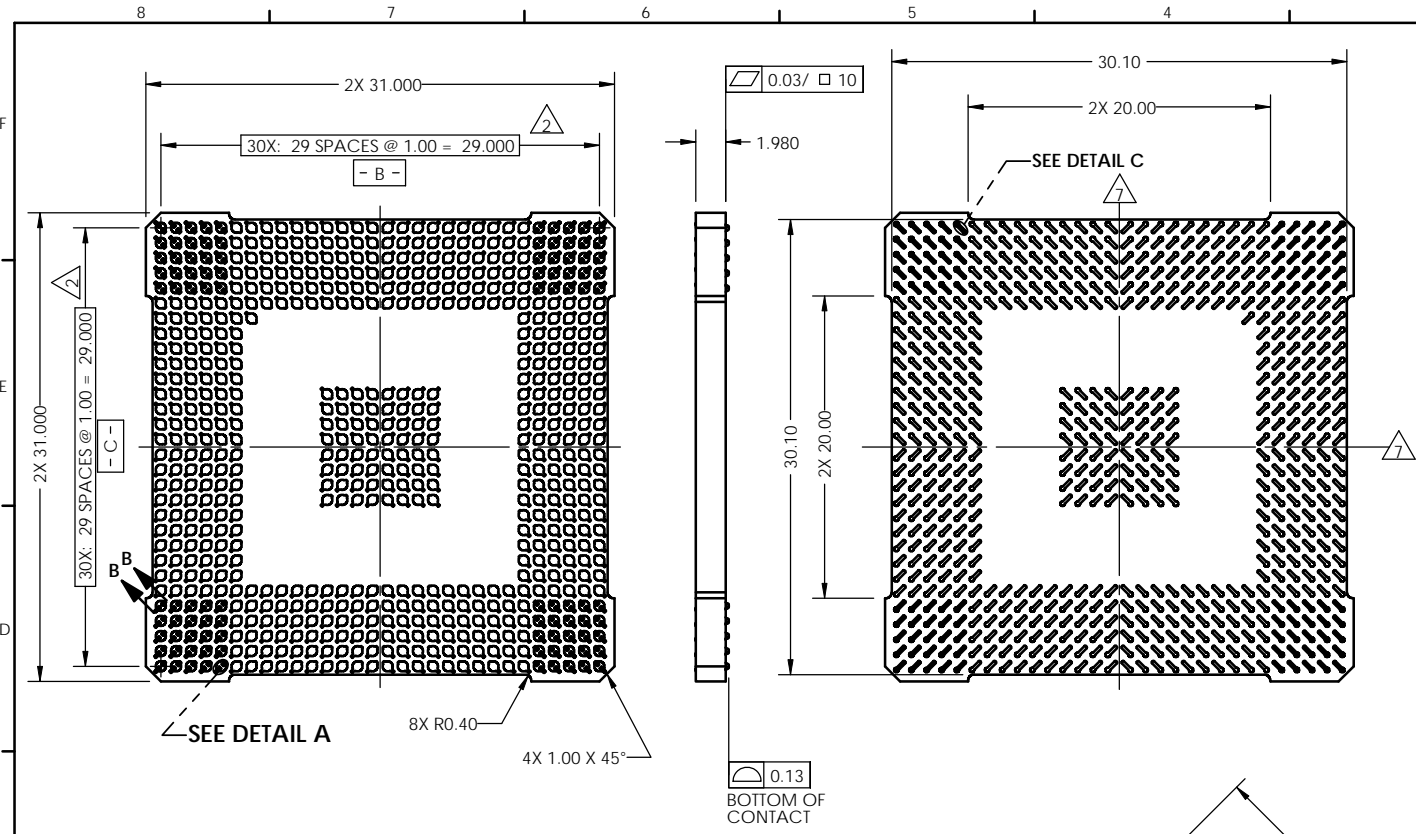
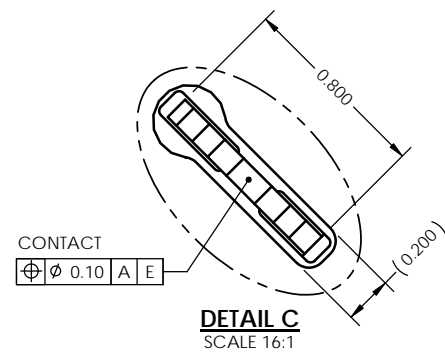
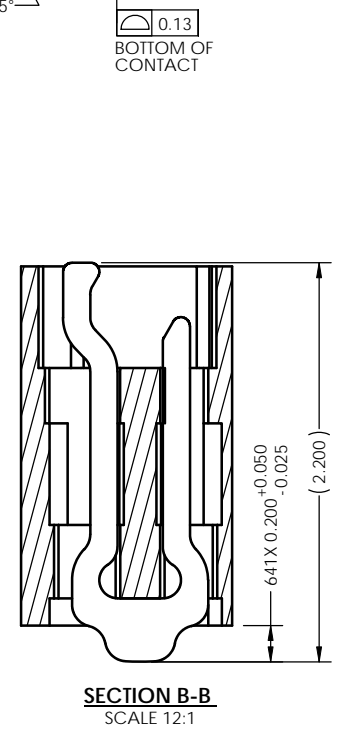
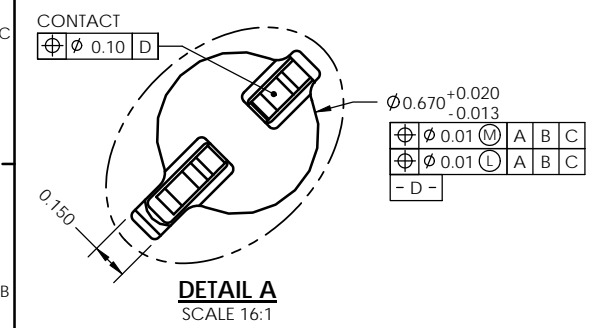


REV	ECO	BY	DESCRIPTION	APV	DATE
A	30877	JN	Initial Design	KW	08/25/11
B	30919	JN	Rotated Bottom View 180 degrees	KW	10/12/11



- Notes:
- Footprint part number is 104311-0289.
 - Dimension locates center of slot/contact.
 - Unless otherwise noted, all features located ± 0.10 A B C
 - Reference Cascade Microtech specification 103862-0001.
 - Press size is 31.0 x 31.0.
 - Datum -B- and -C- are determined by $\phi 0.670$ opening in corner slots.
 - E- center of contact pattern.
 - Reference Cascade Microtech specification 103863-0001 for application notes.



PARTS LIST		
PART NUMBER	QTY	DESCRIPTION
106652-0021	-	SCKT, 641G80 31-1.00
106651-0021	1	CS, 641G80 31-1.00
103864-0013	1	PRESS, DEV INS, GRYP, 31 (SOLD SEPARATELY)
107030-0020	1	STENCIL, 641G80 31-1.00 (SOLD SEPARATELY)

UNLESS OTHERWISE SPECIFIED DIMENSIONS ARE IN MILLIMETERS DIMS APPLY AFTER PLATING TOLERANCES UNLESS OTHERWISE NOTED:

ANGLES ±1°	DECIMALS XX ±0.25 XXX ±0.10 XXXX ±0.050
------------	--

THE INFORMATION CONTAINED IN THIS DRAWING IS THE SOLE PROPERTY OF CASCADE MICROTECH, INC. ANY REPRODUCTION IN PART OR WHOLE WITHOUT THE WRITTEN PERMISSION OF CASCADE MICROTECH, INC. IS PROHIBITED.

CAD GENERATED DRAWING DO NOT MANUALLY UPDATE

7115 NORTHLAND TERRACE SUITE 400
BROOKLYN PARK, MN 55428
(763) 509-0066

SCKT,641G80 31-1.00

DRAWING APPROVALS		DATE
DESIGN	J. Nied	08/25/11
APPROV	K. Wilson	08/25/11

SCALE	C	UNIT	CUSTOMER	SOLIDWORKS	DESCRIPTION	106652-0021	SHEET	B
SEE BOM								1 of 2

THIRD ANGLE PROJECTION

