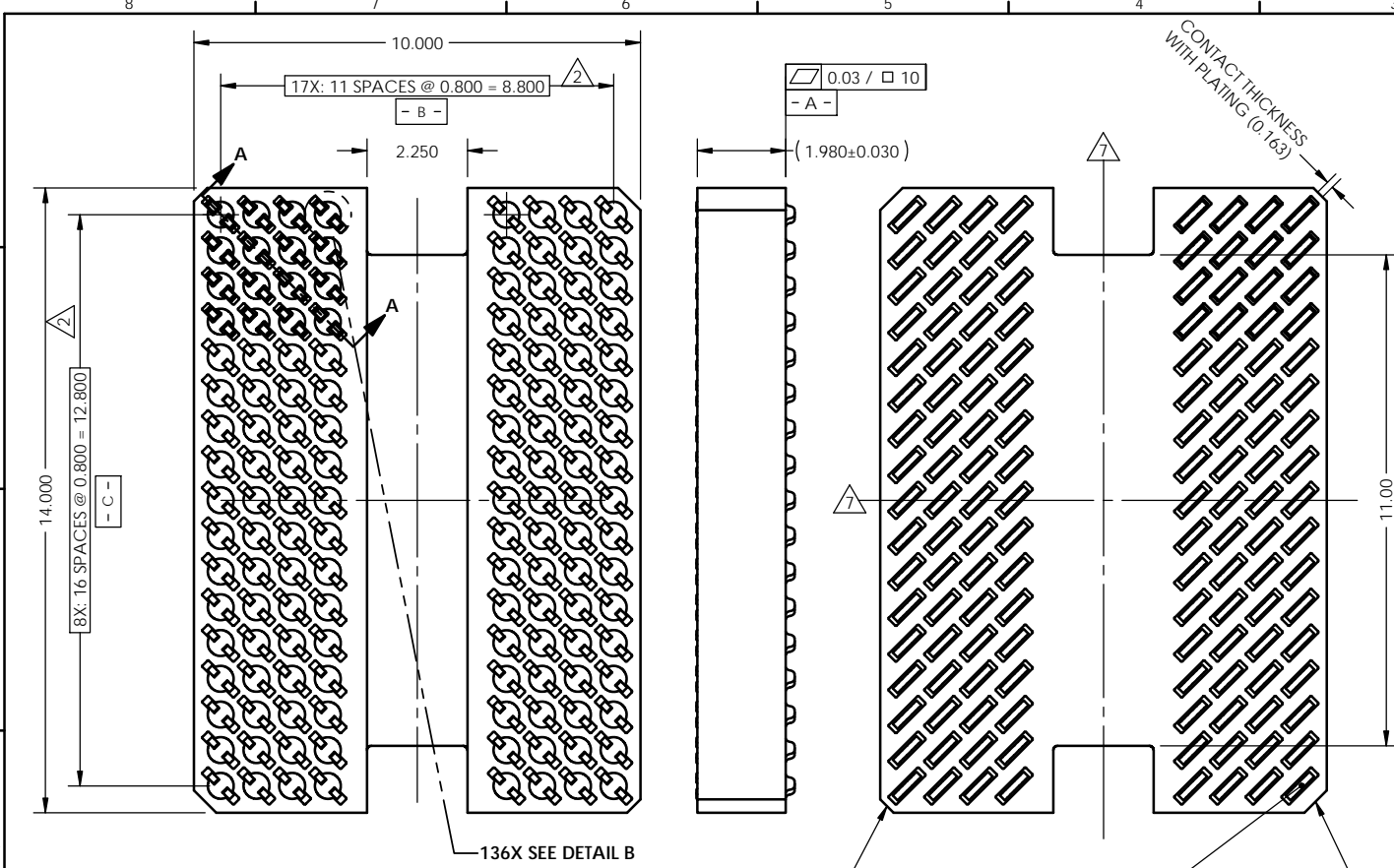
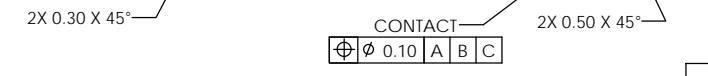
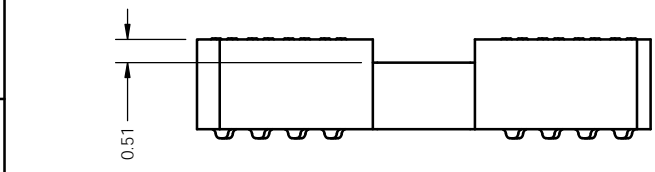


| REV | ECO | BY | DESCRIPTION | APV | DATE |
|-----|-------|-----|-----------------------------|-----|----------|
| A | 30232 | EJT | Initial Design | MP | 04/07/10 |
| B | 31156 | WB | Updated to current standard | KW | 08/06/12 |

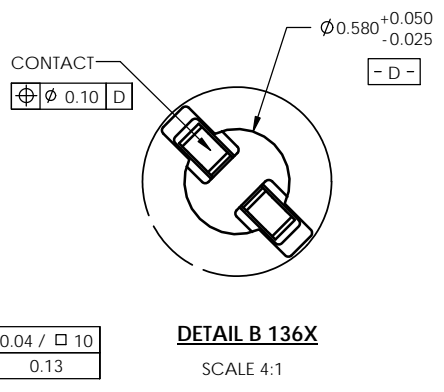
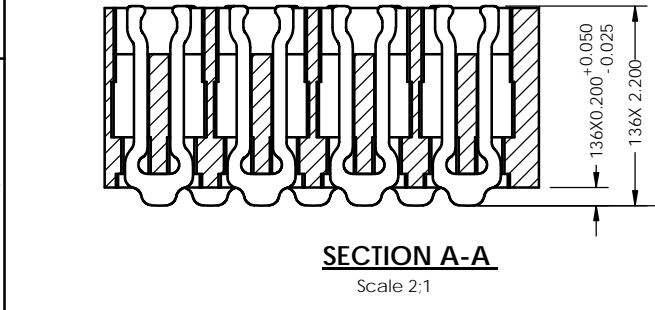


- Notes:
- Footprint part number is 104311-0213.
 - Dimension locates center of contact.
 - Press size is 10.00 X 14.00.
 - Unless otherwise noted, all features located $\oplus 0.10$ A B C
 - Reference R&D Interconnect Solutions specification 103862-0001 for Application notes.
 - Datums - B - and - C - are determined by $\phi 0.580$ opening in corner slots.
 - E - center of contact pattern.

| PARTS LIST | | | |
|------------|-----|-------------|---|
| Item | Qty | Part Number | Description |
| - | - | 107022-0026 | SOCKET, 136GRY10x14-0.80 |
| 1 | 1 | 105528-0069 | CS, 136GRY10X14-0.80 |
| - | - | 103864-0109 | PRESS, DEV INS, 10.0X14.0 (SOLD SEP.) |
| - | - | 107030-0026 | STEN,FLEX, 136GRY10X14-0.80 (SOLD SEP.) |
| - | - | 105900-0004 | EXTRACTION TOOL, 4X53 (SOLD SEP.) |

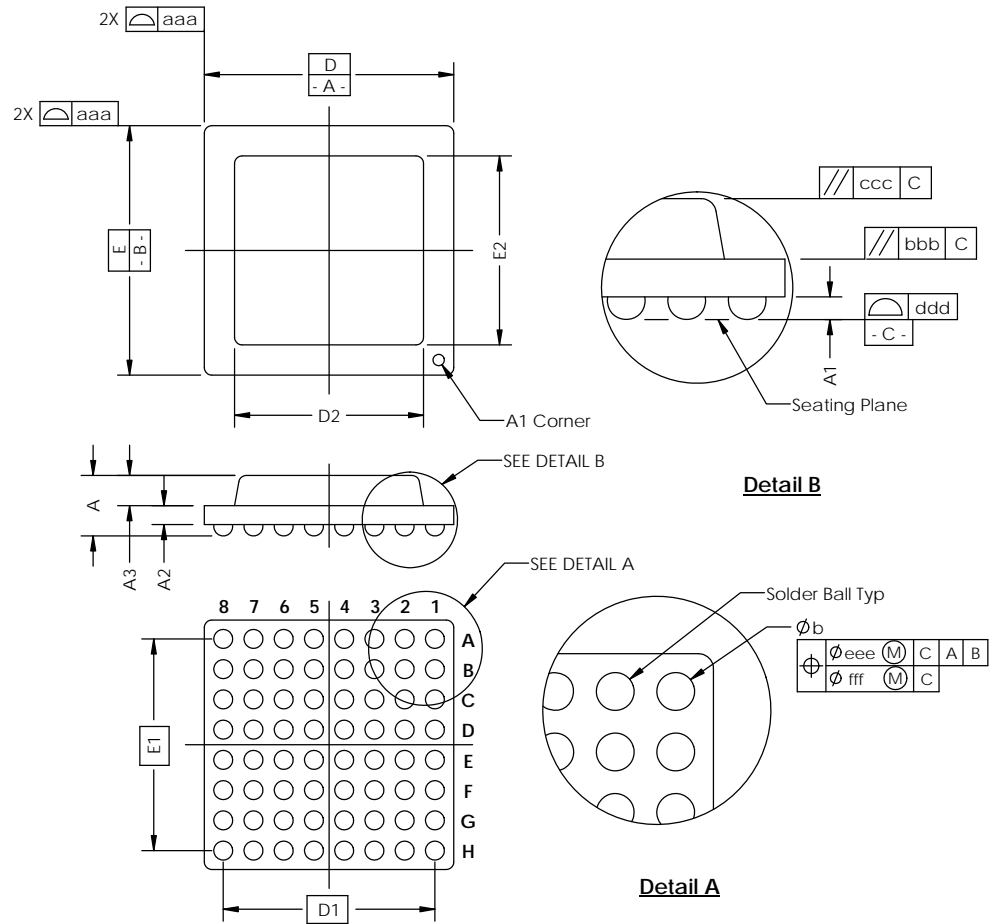
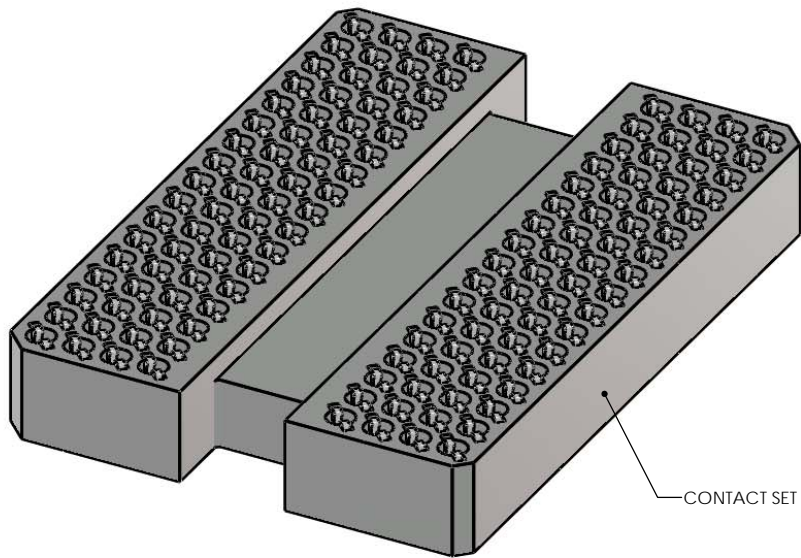


| | | | |
|--|-----------------|--|-------------|
| UNLESS OTHERWISE SPECIFIED DIMENSIONS ARE IN MILLIMETERS DIM'S APPLY AFTER PLATING TOLERANCES UNLESS OTHERWISE NOTED: | | THE INFORMATION CONTAINED IN THIS DRAWING IS THE SOLE PROPERTY OF R&D INTERCONNECT SOLUTIONS. ANY REPRODUCTION IN PART OR WHOLE WITHOUT THE WRITTEN PERMISSION OF R&D INTERCONNECT SOLUTIONS IS PROHIBITED. | |
| CAD GENERATED DRAWING DO NOT MANUALLY UPDATE | | 7115 NORTHLAND TERRACE SUITE 400 BROOKLYN PARK, MN 55428 (763) 509-0066 | |
| DRAWING APPROVALS | | | |
| DESIGN | E.Turin | DATE | 04/06/10 |
| APPROV | M. Peery | DATE | 04/07/10 |
| THIRD ANGLE PROJECTION | | SCALE | C |
| | | QUANTIFIED | 107022-0026 |
| LEGEND: | | SCALE | SEE BOM |
| | NOTE CALLOUT | SHEET | 1 of 2 |
| | REVISION CHANGE | | |
| | ITEM NUMBER | | |



| SOCKET FOR DEVICES THAT ARE WITHIN THESE SPECIFICATIONS | | | | | |
|---|------------|-----------|----------------------|------------|-------|
| Lead Count | N | 136 | Package Size | D | 10.00 |
| Columns | ND | 12 | | E | 14.0 |
| Rows | NE | 17 | Ball Spacing | D1 | 8.80 |
| Pitch | e | 0.80 | | E1 | 12.80 |
| Ball Size | b | 0.45±0.05 | Encapsulant/Top Size | D2 | n/a |
| Total Thickness | A | N/A | | E2 | n/a |
| Ball Height | A1 | 0.275 Min | Pattern Style | Irregular* | |
| Substrate Thickness | A2 | N/A | Perimeter Rows | n/a | |
| Top Thickness | A3 | | Center Array | n/a | |
| Form Tolerances | | | | | |
| Edge | aaa | 0.20 | Bottom | ddd | 0.15 |
| Substrate | bbb | 0.20 | Position | eee | 0.20 |
| Top | ccc | 0.20 | Position | fff | 0.08 |

All dimensions are in millimeters.
*See footprint specification for pattern details.



Generic Representation with Full Grid Array

THE INFORMATION CONTAINED IN THIS DRAWING IS THE SOLE PROPERTY OF R&D INTERCONNECT SOLUTIONS. ANY REPRODUCTION IN PART OR WHOLE WITHOUT THE WRITTEN PERMISSION OF R&D INTERCONNECT SOLUTIONS IS PROHIBITED.

UNLESS OTHERWISE SPECIFIED
- DIMENSIONS ARE IN MILLIMETERS
- DIMES APPLY AFTER PLATING
TOLERANCES UNLESS OTHERWISE NOTED: DECIMALS
ANGLES X.X ±0.25
X.XX ±0.10
X.XXX ±0.050

LEGEND:
 NOTE CALLOUT
 REVISION CHANGE
 ITEM NUMBER

7115 NORTHLAND TERRACE, SUITE 400
BROOKLYN PARK, MN 55428
(763) 509-0066

SCKT, 136GRY10x14-0.80, DS

| | | | |
|-------|------------|-------------|--------|
| REV | CAD FORMAT | DRAWING NO. | REV. |
| C | SOLIDWORKS | 107022-0026 | B |
| SCALE | MATERIAL | SEE BOM | SHEET |
| | | | 2 of 2 |