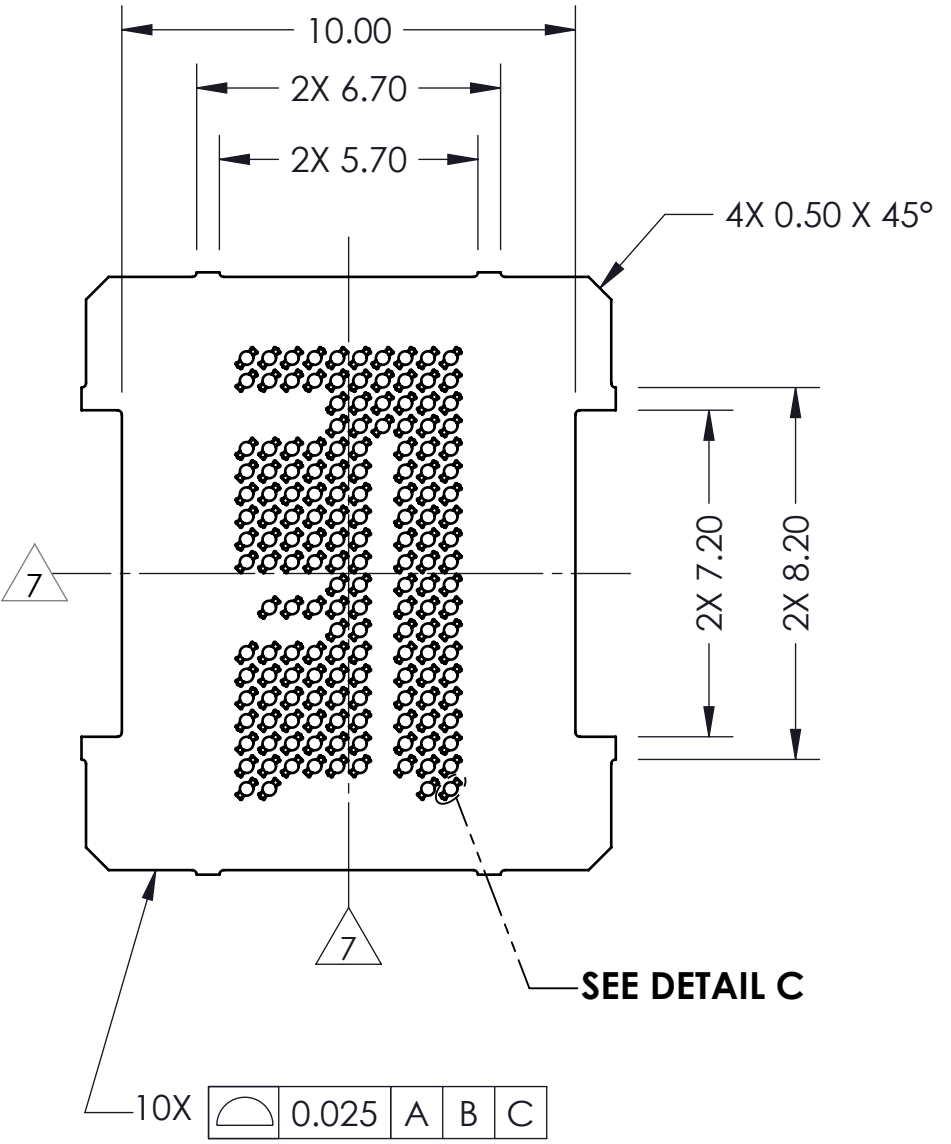
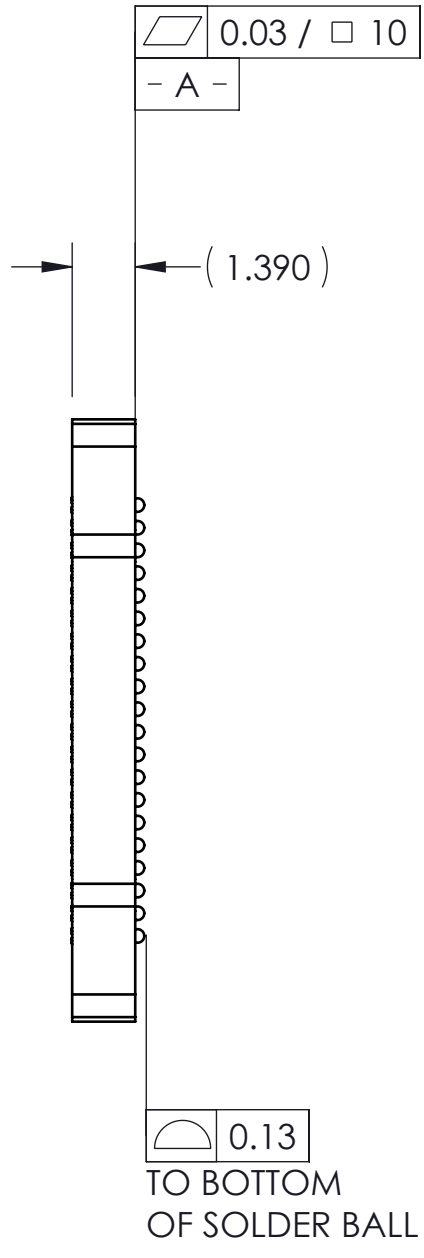
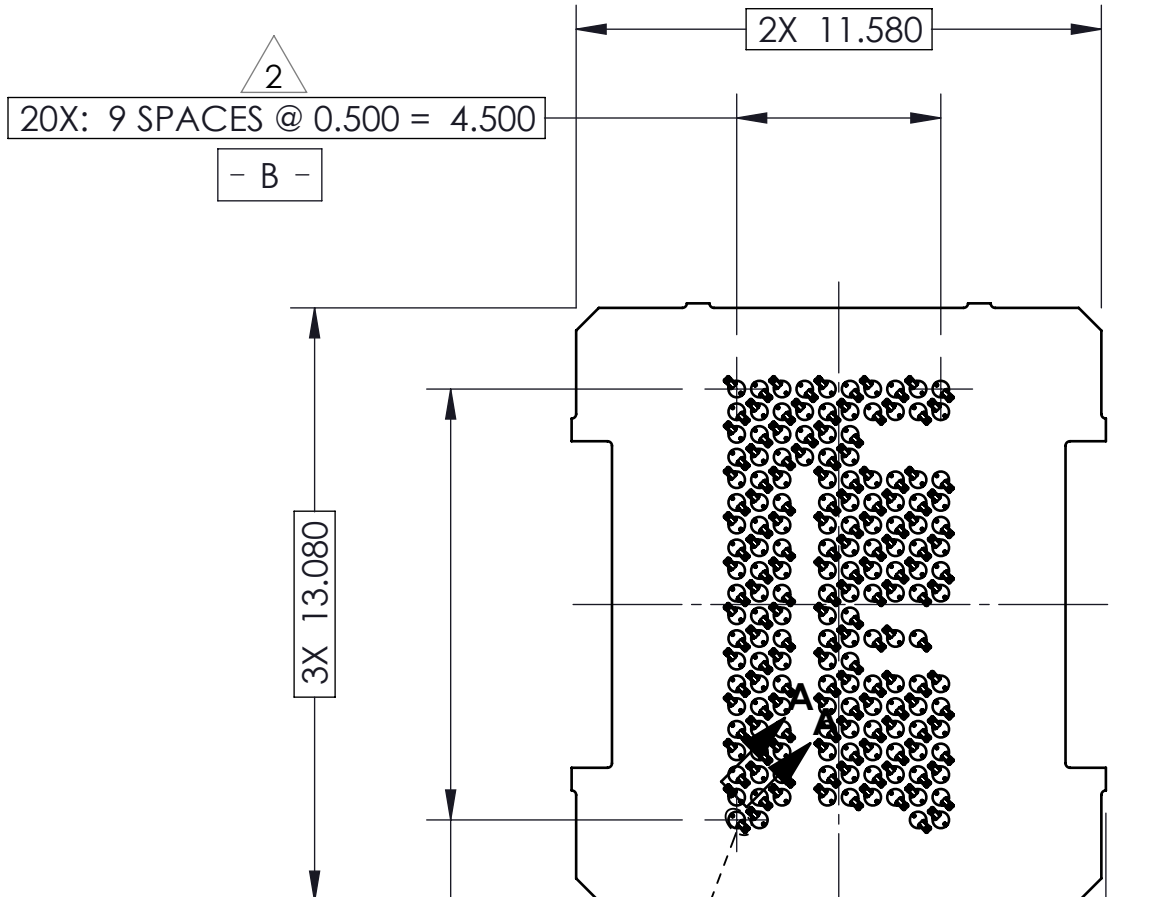
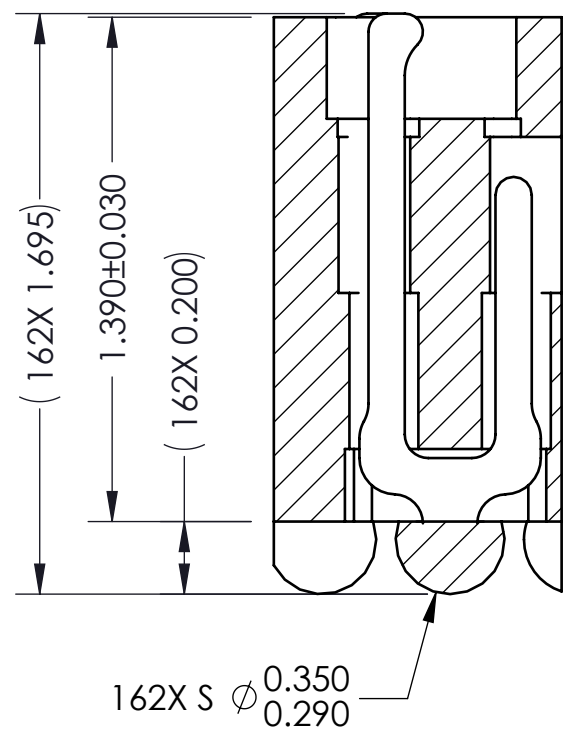


REV	ECO	BY	DESCRIPTION	APV	DATE
A	30742	SK	Initial Design	MP	03/22/11
B	FT	DJP	UPDATED TITLE BLOCK; REPLACED Ø0.25 SB WITH Ø0.30 SB	RS	12/15/20

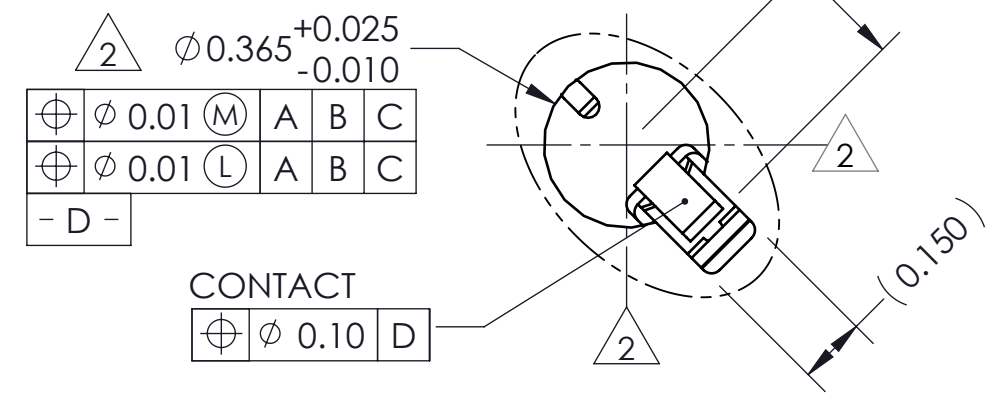


NOTES:

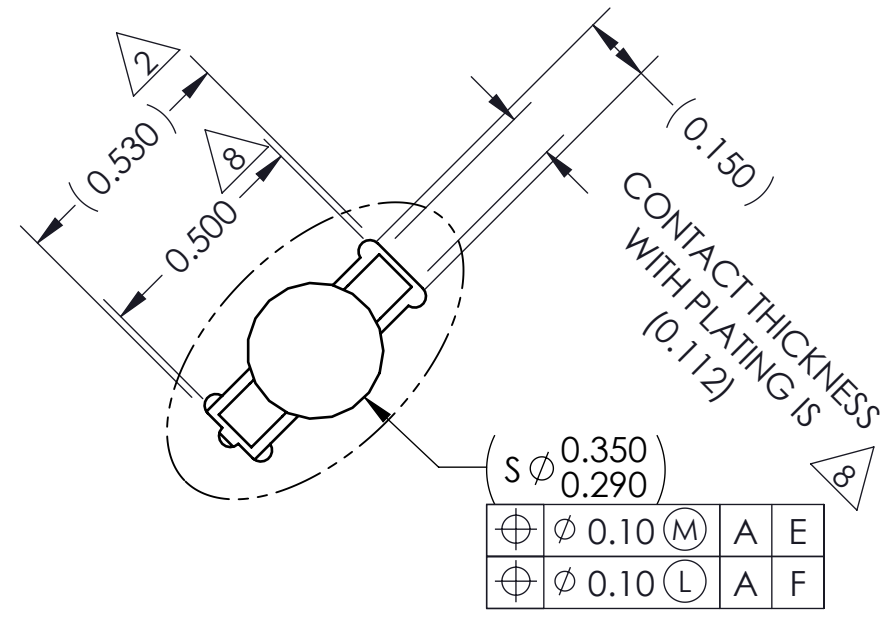
- REFERENCE IRONWOOD ELECTRONICS SPECIFICATION 103862-0004 FOR SOLDER ATTACHMENT.
- DIMENSION LOCATES CENTER OF CONTACT/ SLOT.
- REFERENCE IRONWOOD ELECTRONICS SPECIFICATION 103863-0001 FOR APPLICATION NOTES.
- FOOTPRINT PART NUMBER IS 104311-0273.
- DATUMS **- B -** AND **- C -** ARE DETERMINED BY Ø0.365 FEATURES ON CORNER SLOTS.
- TOOLING MARKS PERMITTED. MAXIMUM 0.10 PROTRUSION (SHOWN).
- E -** CENTER OF CONTACT PATTERN.
- F -** CENTER OF CONTACT.



**SECTION A-A**  
SCALE 8:1



**DETAIL B (162X)**  
SCALE 10:1



**DETAIL C (162X)**  
SCALE 10:1

Part Number	Description
107249-0023	CS, 162G40 11.5X13.0-0.50
103864-0128	PRESS, DEVICE INSERT, GRYP 11.5 X 13 (SOLD SEPARATELY)
105900-0004	EXTRACTION TOOL, 4 X 53 (SOLD SEPARATELY)
104553-0206	STEN FLEX, 162G4011.5X13-0.50 (SOLD SEPARATELY)

**PROPRIETARY AND CONFIDENTIAL**

THE INFORMATION CONTAINED IN THIS DRAWING IS THE SOLE PROPERTY OF IRONWOOD ELECTRONICS, INC. ANY REPRODUCTION IN PART OR AS A WHOLE WITHOUT THE WRITTEN PERMISSION OF IRONWOOD ELECTRONICS, INC IS PROHIBITED.

UNLESS OTHERWISE SPECIFIED:  
DIMENSIONS ARE IN MILLIMETERS  
TOLERANCES:  
ANGULAR: ± 1°  
X.X ±0.25  
X.XX ±0.10  
X.XXX ±0.050

INTERPRET GEOMETRIC TOLERANCING PER:  
MATERIAL  
**SEE BOM**  
FINISH  
DO NOT SCALE DRAWING

DRAWN S. Klander 1/28/2019  
CHECKED M. Peery 03/22/11

LEGEND:  
△ NOTE CALLOUT  
◻ REVISION CHANGE  
○ ITEM NUMBER

**IRONWOOD ELECTRONICS, INC.**  
1335 EAGANDALE COURT  
EAGAN, MINNESOTA 55121  
952-229-8200

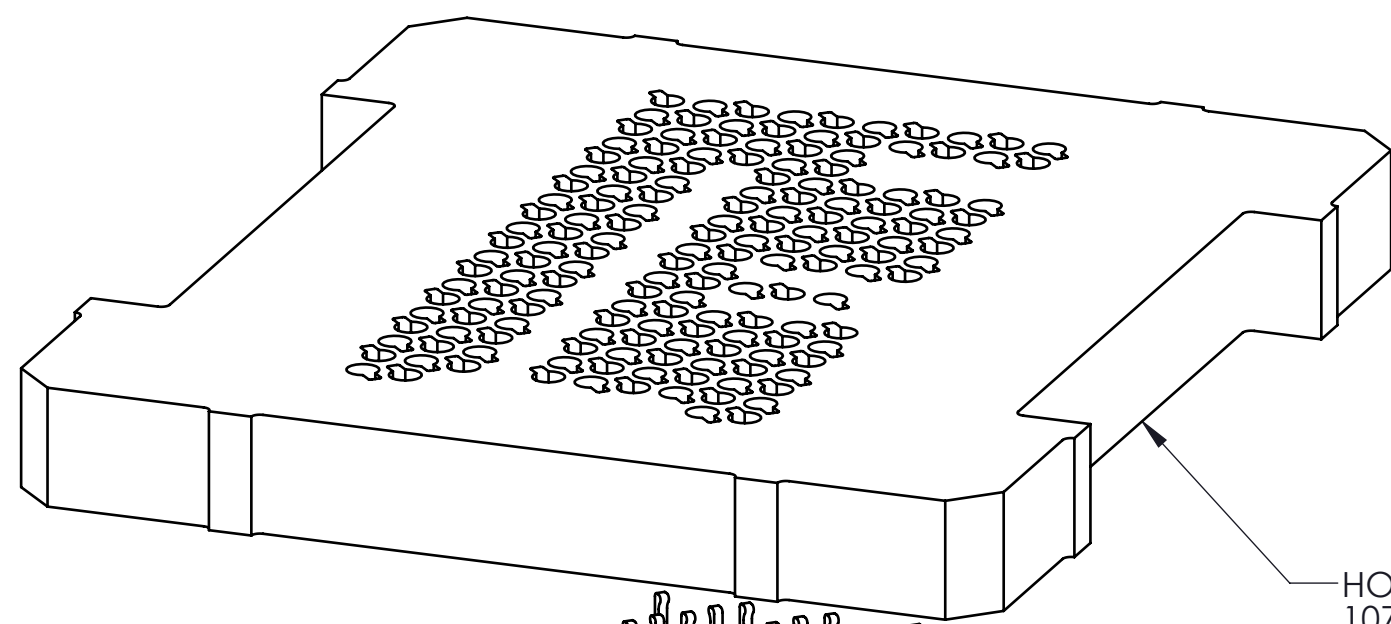
TITLE:  
SCKT, 162G4011.5X13-0.50

DWG. NO. **107250-0023** REV **B**

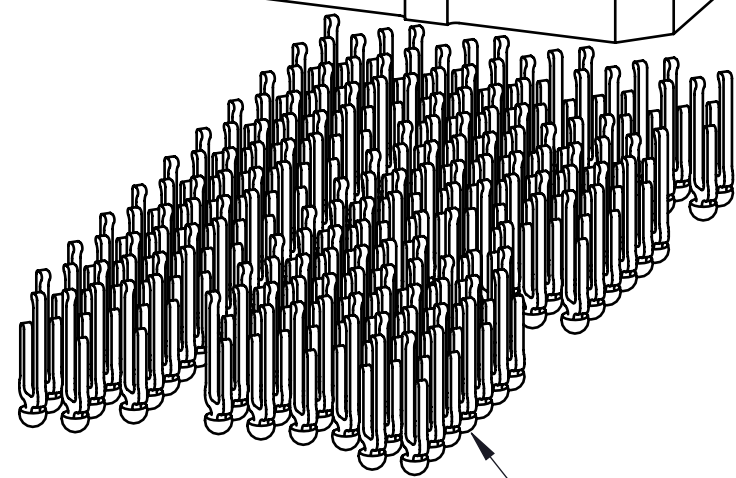
SCALE: 5:1 SIZE: C SHEET 1 OF 2

SOCKET FOR DEVICES THAT ARE WITHIN THESE SPECIFICATIONS					
Lead Count	<b>N</b>	162	Package Size	<b>D</b>	11.50
Columns	<b>ND</b>	10		<b>E</b>	13.00
Rows	<b>NE</b>	20	Ball Spacing	<b>D1</b>	4.500
Pitch	<b>e</b>	0.50		<b>E1</b>	9.500
Ball Size	<b>b</b>	0.30±0.05	Encapsulant/ Top Size	<b>D2</b>	n/a
Total Thickness	<b>A</b>	n/a		<b>E2</b>	n/a
Ball Height	<b>A1</b>	0.225 MIN	Pattern Style	IRREGULAR*	
Substrate Thickness	<b>A2</b>	n/a	Perimeter Rows	N/A	
Top Thickness	<b>A3</b>		Center Array	N/A	
Form Tolerances					
Edge	<b>aaa</b>	0.10	Bottom	<b>ddd</b>	0.08
Substrate	<b>bbb</b>	0.10	Position	<b>eee</b>	0.15
top	<b>ccc</b>	0.10	Position	<b>fff</b>	0.05

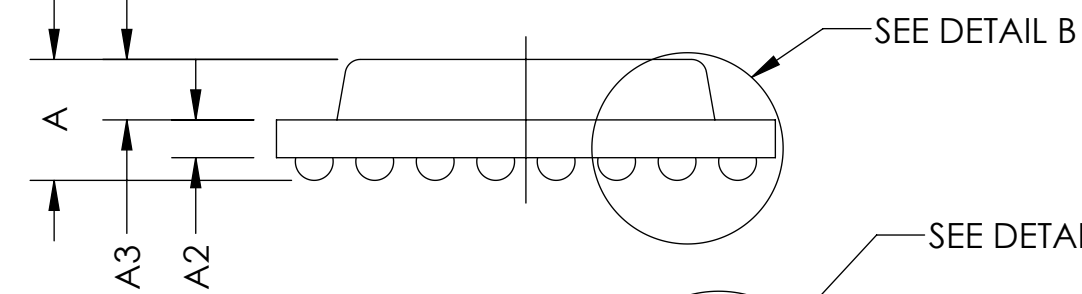
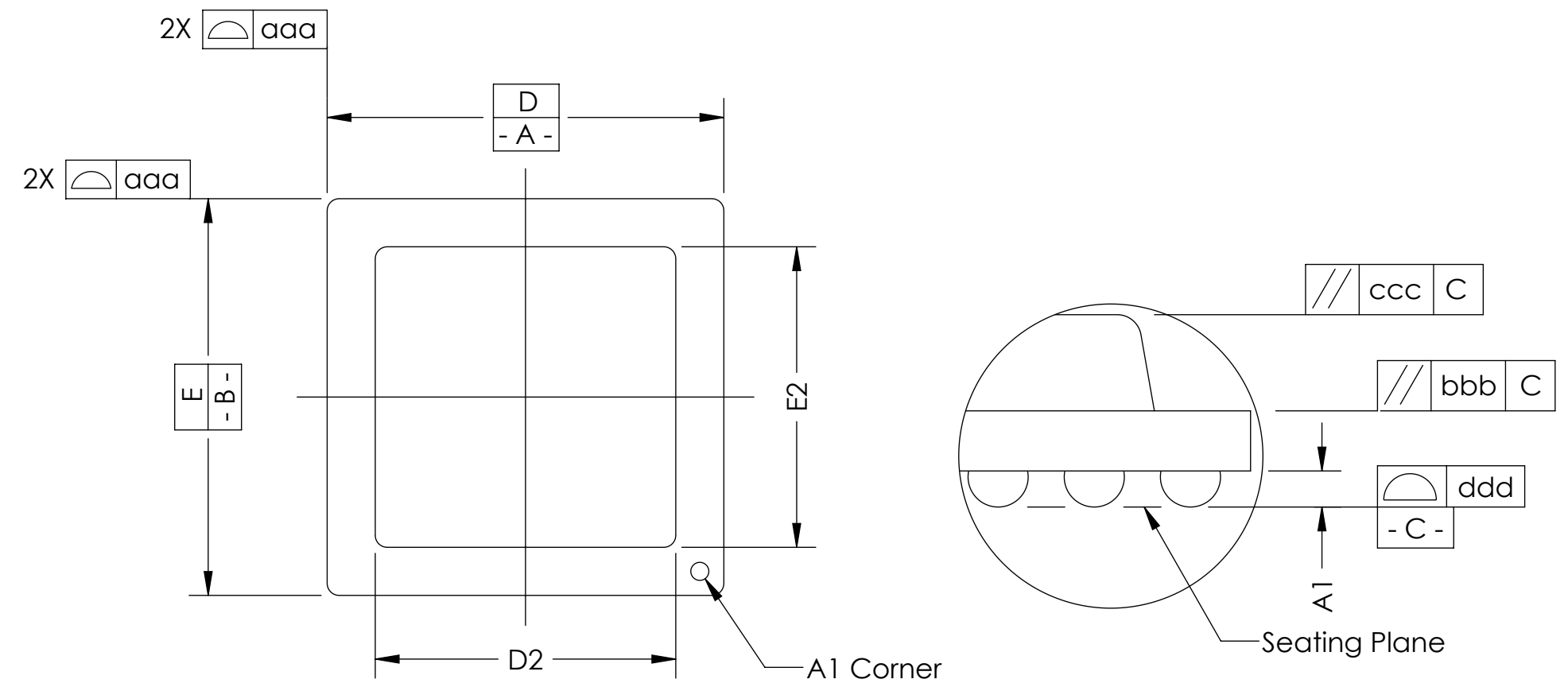
All dimensions are in millimeters.  
\* See footprint for pattern details.



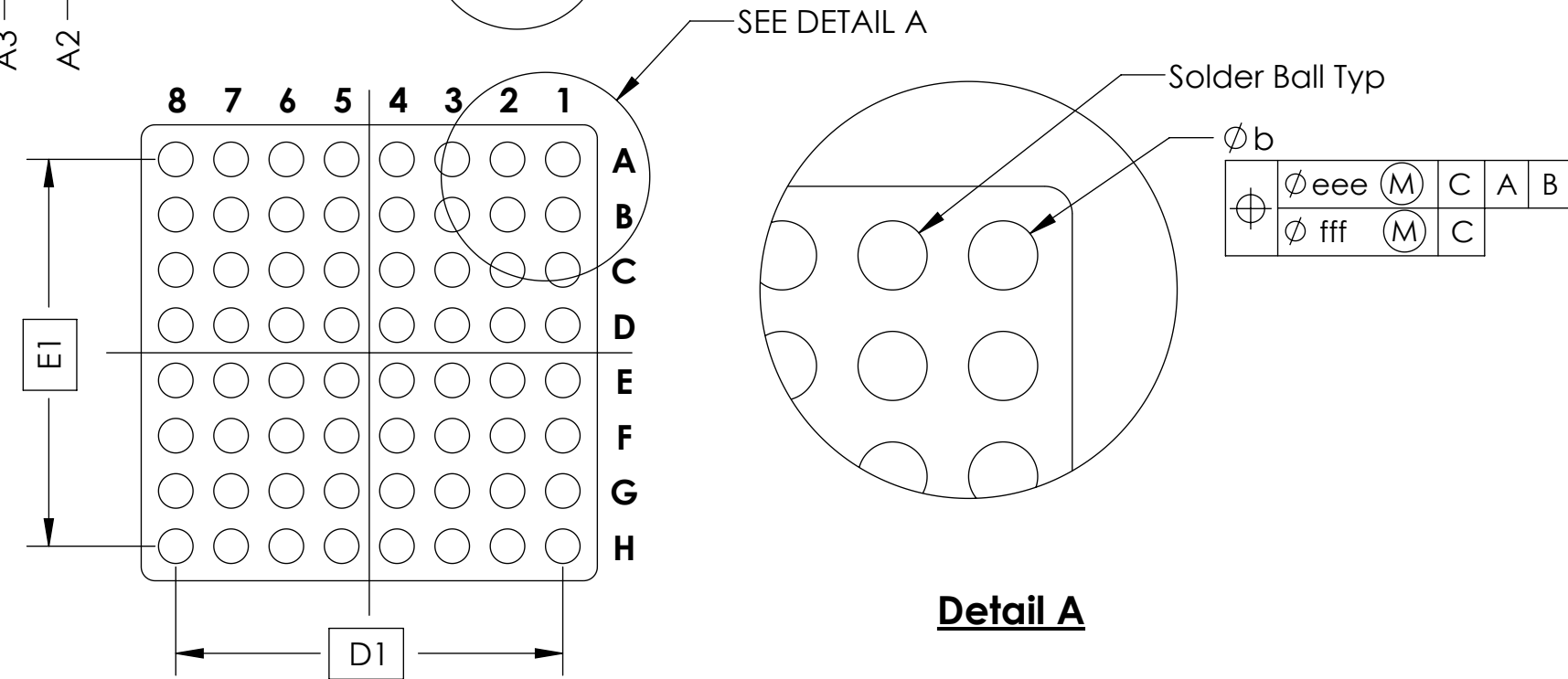
HOUSING  
107247-0023



162X CONTACT  
104468-0015



**Detail B**



**Detail A**

**Generic Representation with Full Grid Array**

PROPRIETARY AND CONFIDENTIAL			
THE INFORMATION CONTAINED IN THIS DRAWING IS THE SOLE PROPERTY OF IRONWOOD ELECTRONICS, INC. ANY REPRODUCTION IN PART OR AS A WHOLE WITHOUT THE WRITTEN PERMISSION OF IRONWOOD ELECTRONICS, INC. IS PROHIBITED.			
UNLESS OTHERWISE SPECIFIED:	NAME	DATE	<b>IRONWOOD ELECTRONICS, INC.</b> 1335 EAGANDALE COURT EAGAN, MINNESOTA 55121 952-229-8200
DIMENSIONS ARE IN MILLIMETERS	DRAWN S. Klender	03/28/2019	
TOLERANCES:	CHECKED M. Peery	03/22/11	TITLE: SCKT, 162G4011.5X13-0.50
ANGULAR: ± 1°			
X.X ±0.25			DWG. NO. <b>107250-0023</b>
X.XX ±0.10			
X.XXX ±0.050			REV <b>B</b>
LEGEND:			SCALE: 5:1
$\triangle$ NOTE CALLOUT $\square$ REVISION CHANGE $\circ$ ITEM NUMBER			SIZE: C
			SHEET 2 OF 2