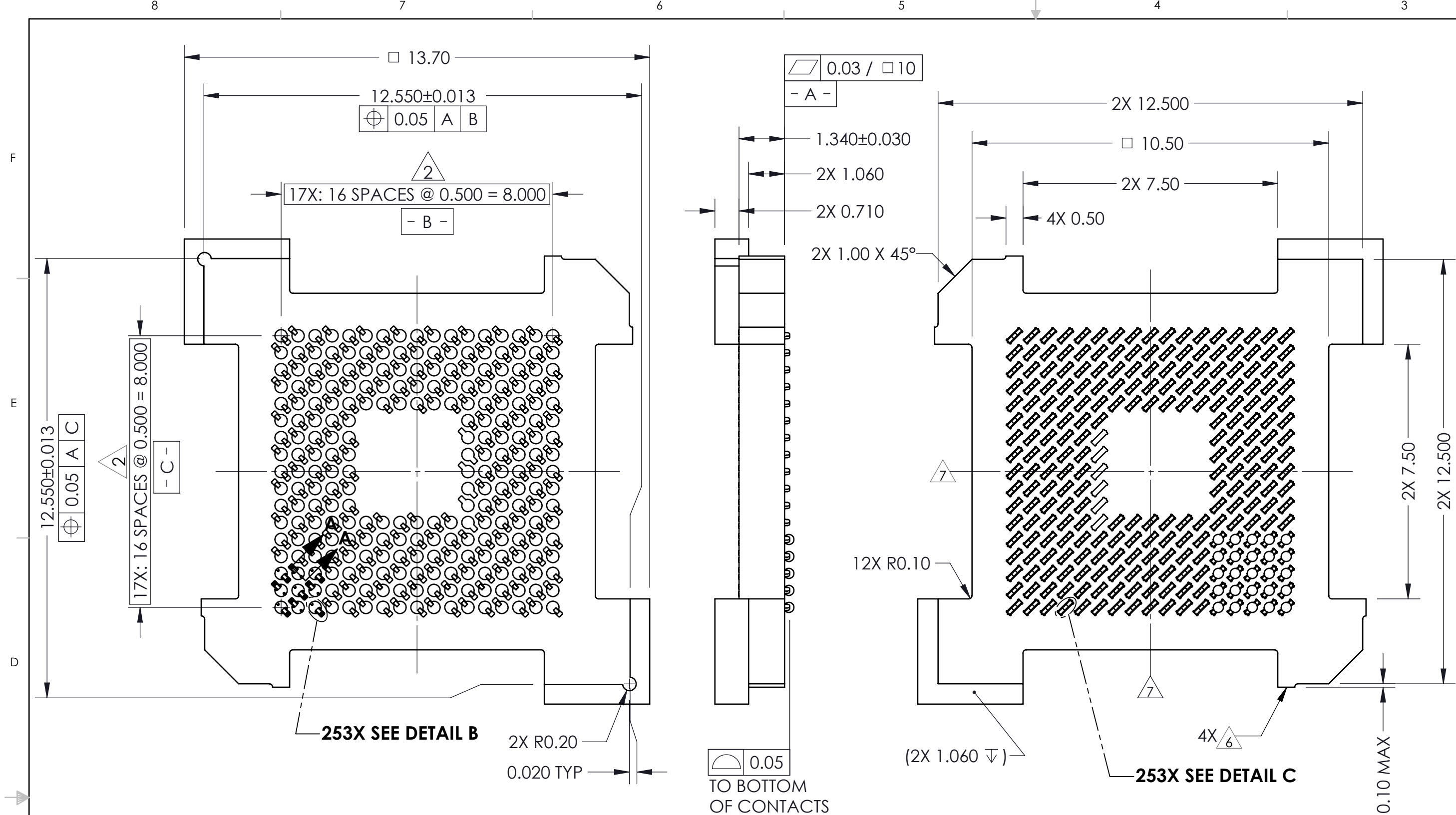
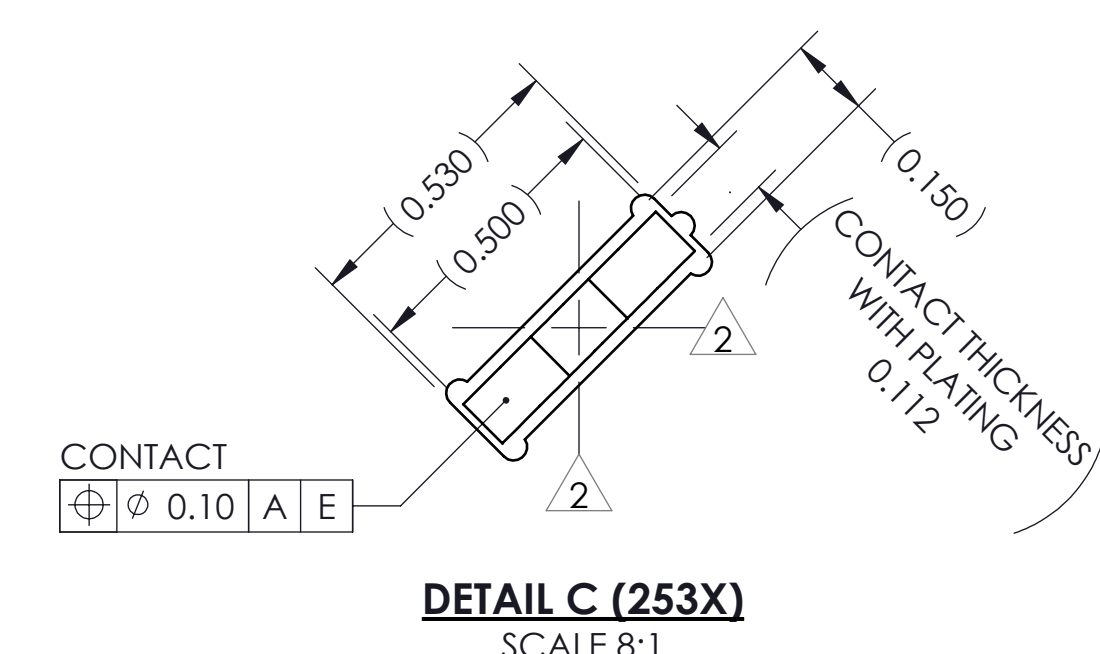
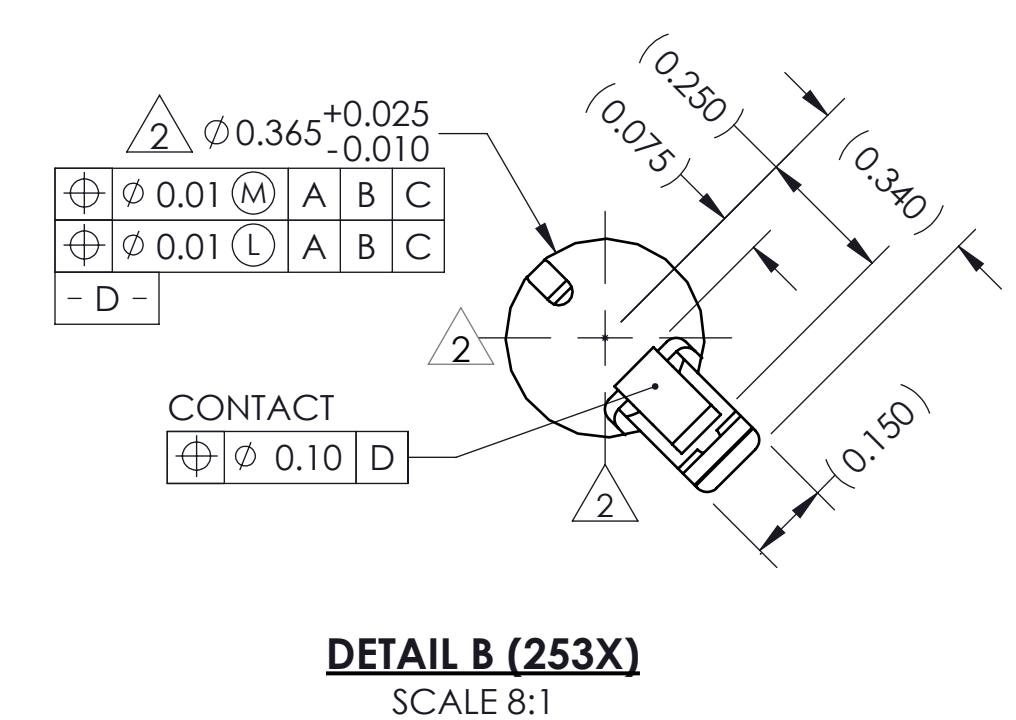
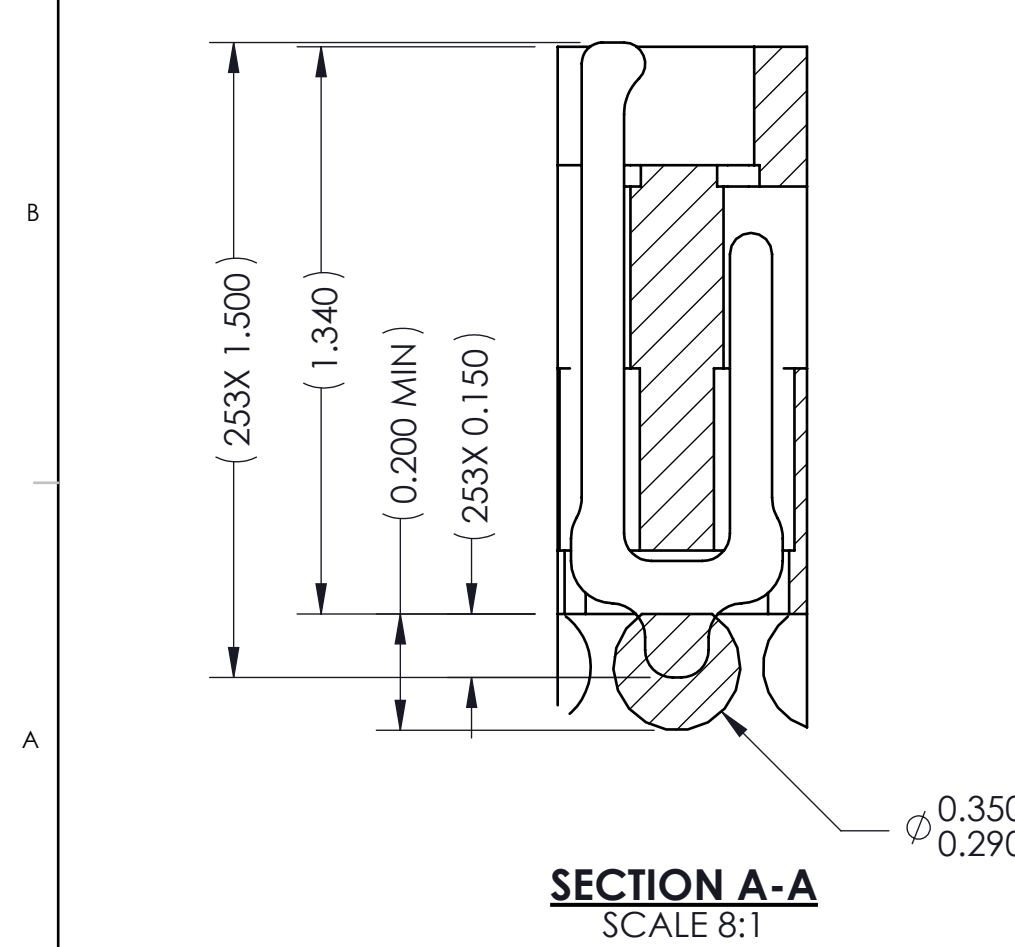
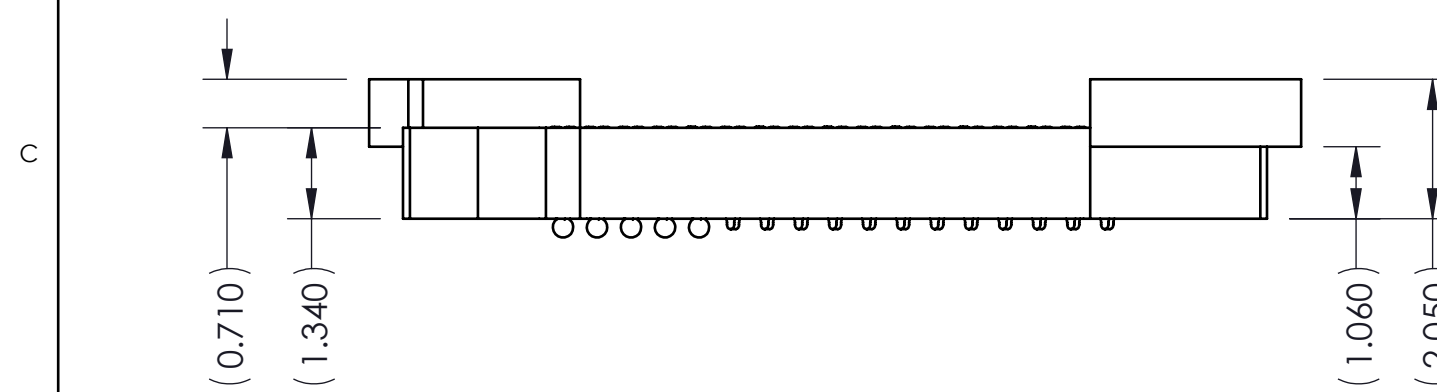


REV	ECO	BY	DESCRIPTION	APV	DATE
A	31678	RS	Initial Design	NSJ	08/13/15



- Notes:
- Reference HSI0 Technologies part number 103862-0001 for solder attachment.
 - Locates center of contact/ slot.
 - Reference HSI0 Technologies part number 103863-0001 for application notes.
 - Footprint part number is 104311-0394.
 - Datums **- B -** and **- C -** are determined by $\phi 0.365$ openings on corner slots.
 - Tooling marks permitted. Maximum 0.10 protrusion (shown).
 - E -** Center of contact pattern.

Part Number	Description
107610-0009	SCKT, 253G4012.5-0.50, W/O SOLDER BALL
103864-0144	PRESS, DEVICE INSERT, GRYP 12.5X12.5 (SOLD SEPARATELY)
105900-0004	EXTRACTION TOOL, 4 X 53 (SOLD SEPARATELY)
104553-0243	STENCIL, FLEX, 253G4012.5-0.50 (SOLD SEPARATELY)



HSIO technologies
PROPRIETARY AND CONFIDENTIAL

THE INFORMATION CONTAINED IN THIS DRAWING IS THE SOLE PROPERTY OF HSI0 TECHNOLOGIES, LLC. ANY REPRODUCTION IN PART OR AS A WHOLE WITHOUT THE WRITTEN PERMISSION OF HSI0 TECHNOLOGIES, LLC IS PROHIBITED.

UNLESS OTHERWISE SPECIFIED:
DIMENSIONS ARE IN MILLIMETERS
TOLERANCES:
ANGULAR: $\pm 1^\circ$
X.X ± 0.25
X.XX ± 0.10
X.XXX ± 0.050

INTERPRET GEOMETRIC TOLERANCING PER:
MATERIAL: SEE BOM
FINISH:
DO NOT SCALE DRAWING

DRAWN	RS	DATE	08/13/15
CHECKED	NSJ	DATE	08/13/15

LEGEND:
 △ NOTE CALLOUT
 ○ REVISION CHANGE
 ○ ITEM NUMBER

HSIO TECHNOLOGIES, LLC.
13300 67th AVENUE NORTH
MAPLE GROVE, MINNESOTA 55311
763-447-6260

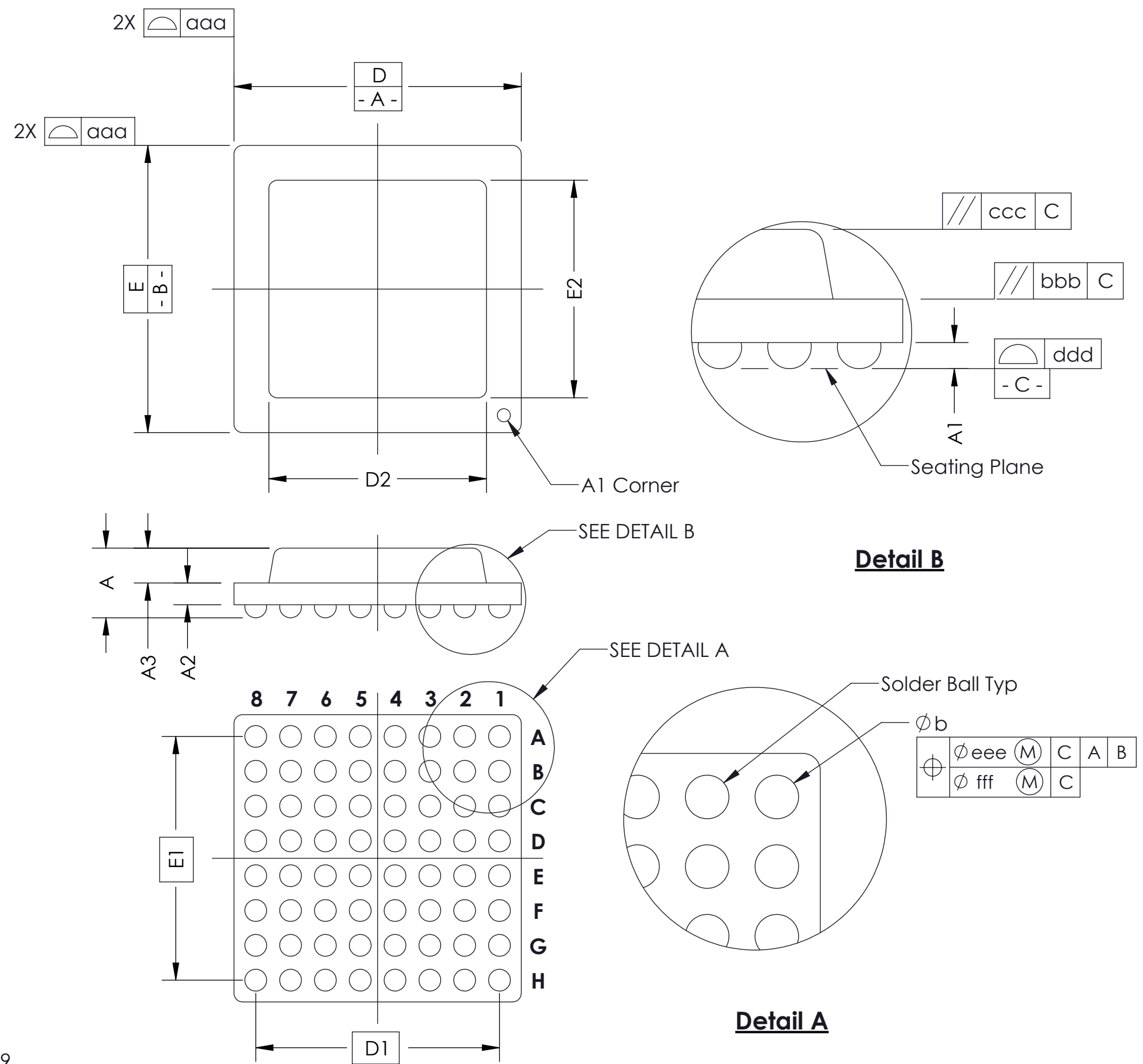
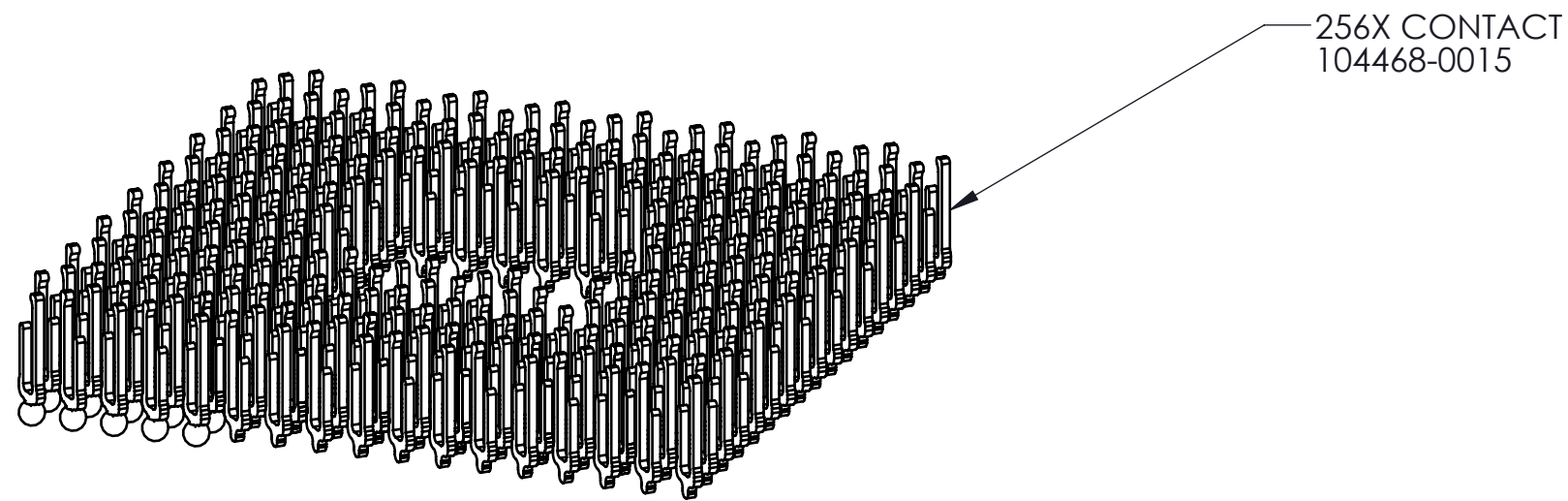
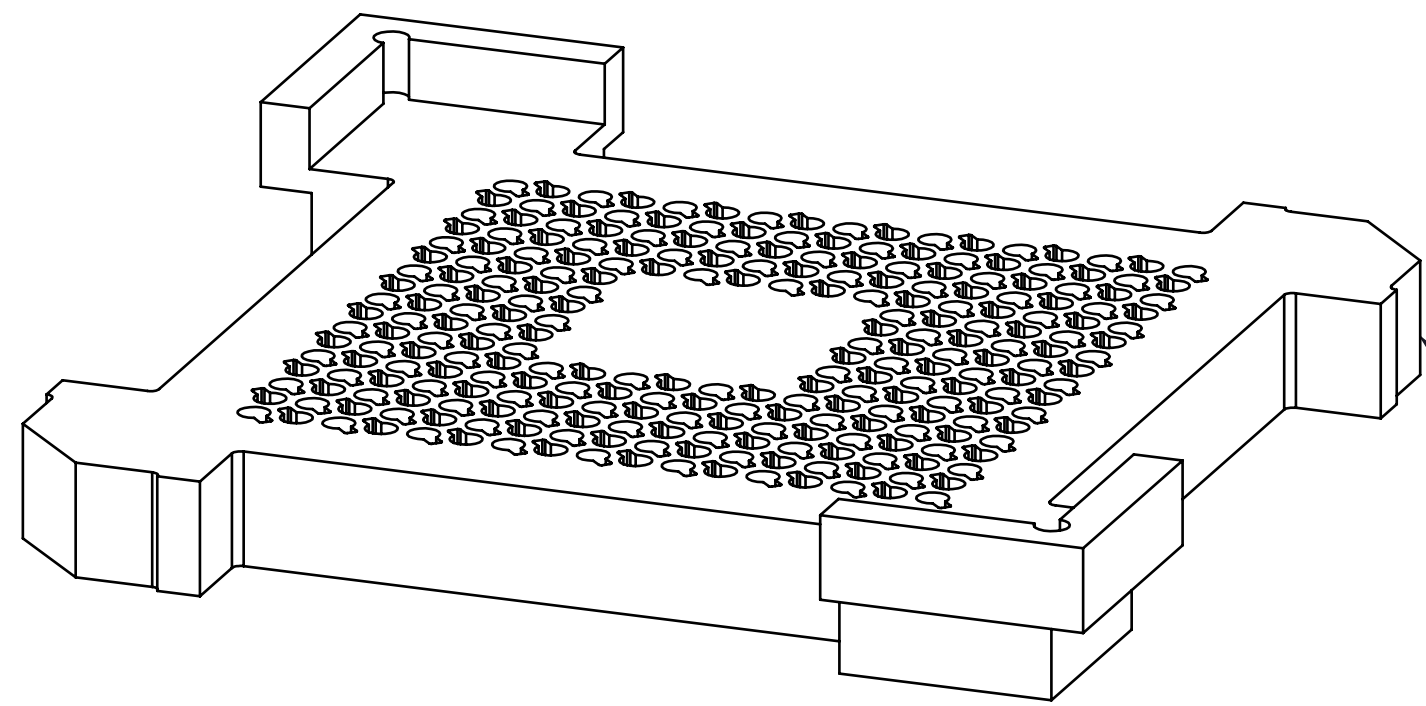
TITLE:
SCKT, 253G40 12.5-0.50
SAC305, SOLDER BALLS

DWG. NO. **107250-0069** REV **A**

SCALE: 10:1 | SIZE: C | SHEET 1 OF 2

SOCKET FOR DEVICES THAT ARE WITHIN THESE SPECIFICATIONS					
Lead Count	N	253	Package Size	D	12.50
Columns	ND	17		E	12.50
Rows	NE	17	Ball Spacing	D1	8.000
Pitch	e	0.500		E1	8.000
Ball Size	b	0.30±0.05	Encapsulant/ Top Size	D2	n/a
Total Thickness	A	n/a		E2	n/a
Ball Height	A1	0.225 MIN	Pattern Style	Irregular*	
Substrate Thickness	A2	n/a	Perimeter Rows	n/a	
Top Thickness	A3		Center Array	n/a	
Form Tolerances					
Edge	aaa	0.10	Bottom	ddd	0.08
Substrate	bbb	0.10	Position	eee	0.10
top	ccc	0.10	Position	fff	0.05

All dimensions are in millimeters.
* See footprint for pattern details.



Generic Representation with Full Grid Array

PROPRIETARY AND CONFIDENTIAL				
THE INFORMATION CONTAINED IN THIS DRAWING IS THE SOLE PROPERTY OF HSIO TECHNOLOGIES, LLC. ANY REPRODUCTION IN PART OR AS A WHOLE WITHOUT THE WRITTEN PERMISSION OF HSIO TECHNOLOGIES, LLC IS PROHIBITED.				
UNLESS OTHERWISE SPECIFIED:	NAME	DATE	HSIO TECHNOLOGIES, LLC. 13300 67th AVENUE NORTH MAPLE GROVE, MINNESOTA 55311 763-447-6260	
DIMENSIONS ARE IN MILLIMETERS	DRAWN	RS		08/13/15
TOLERANCES: ANGULAR: ± 1° X.X ±0.25 X.XX ±0.10 X.XXX ±0.050	CHECKED	NSJ		08/13/15
LEGEND: △ NOTE CALLOUT ◻ REVISION CHANGE ○ ITEM NUMBER			TITLE: SCKT, 253G40 12.5-0.50 SAC305 SOLDER BALL	
		DWG. NO.	REV	
		107250-0069	A	
SCALE: 10:1	SIZE: C	SHEET 2 OF 2		