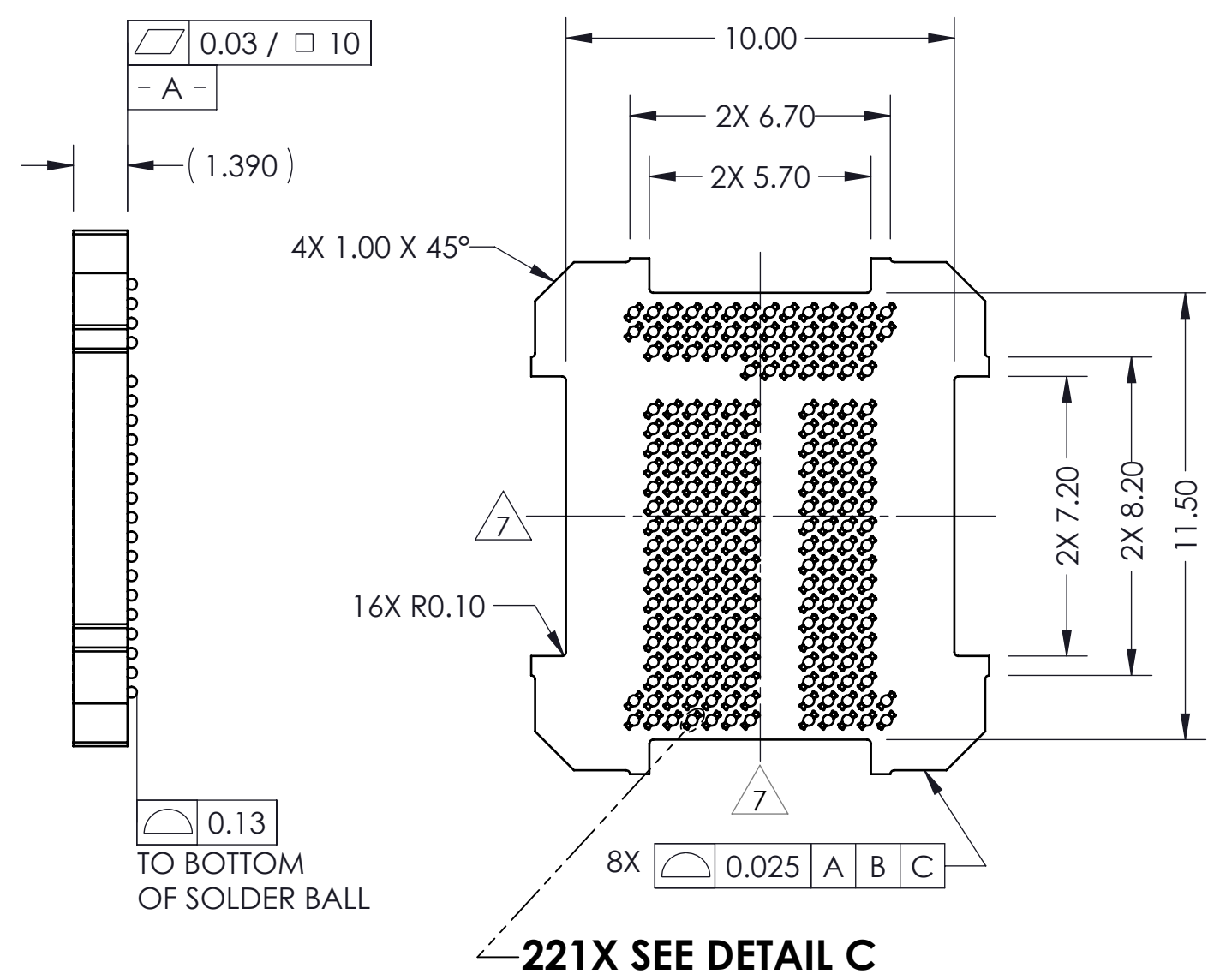
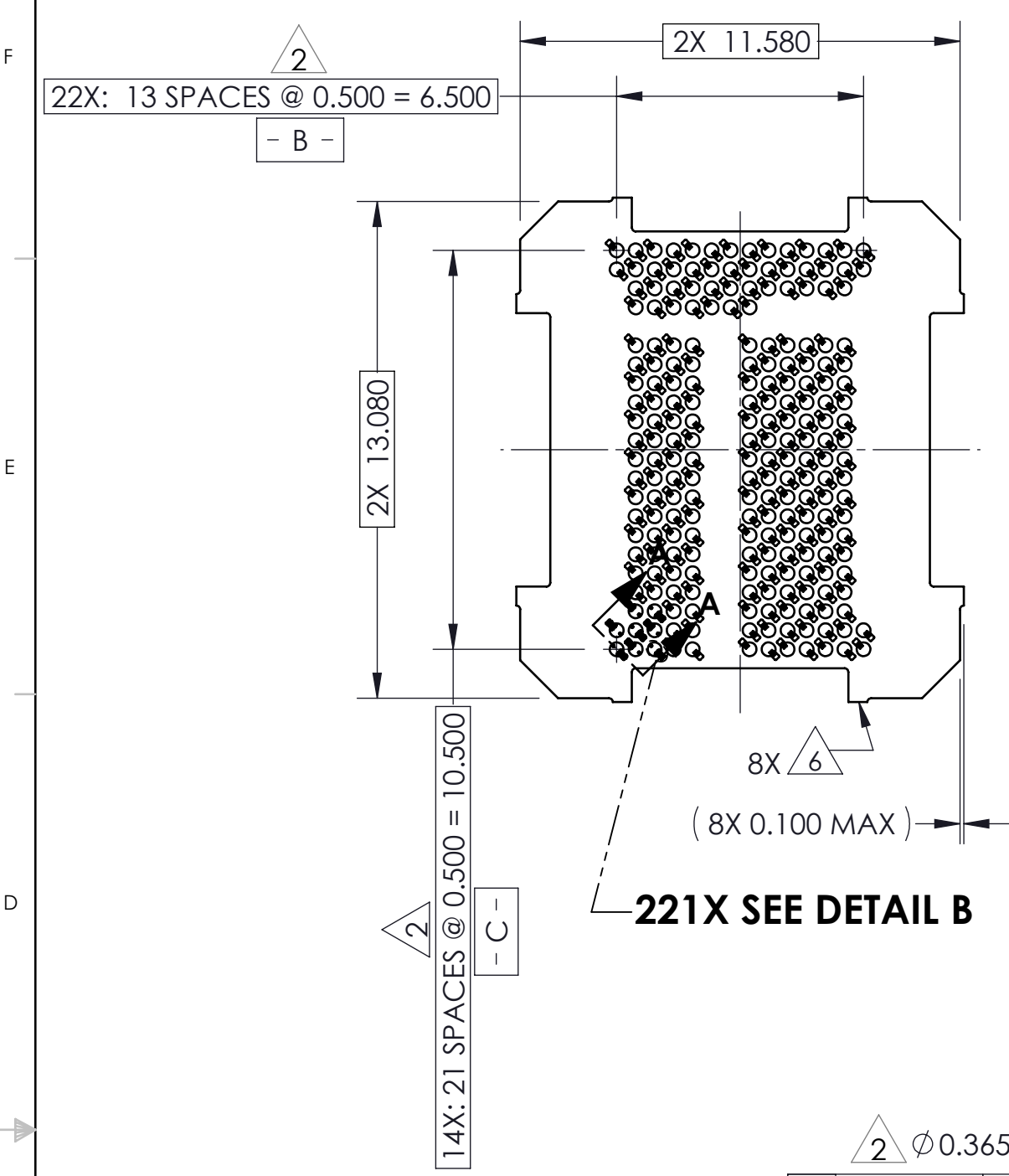


REV	ECO	BY	DESCRIPTION	APV	DATE
A	31471	AS	Initial Design	NSJ	01/31/14
B	31630	RS	Added 108639-0007 to parts list.	NSJ	04/08/15

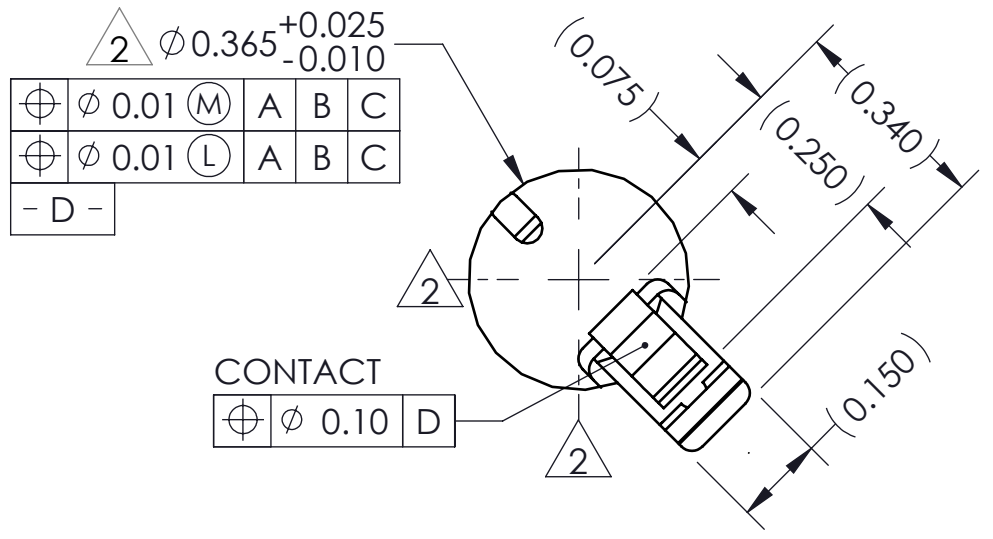


- Notes:
- Reference HSI0 Technologies specification 700001-0001 for solder attachment.
 - Locates center of contact/ slot.
 - Reference HSI0 Technologies specification 700001-0002 for application notes.
 - Footprint part number is 104311-0381.
 - Datums **- B -** and **- C -** are determined by $\phi 0.365$ features on corner slots.
 - Tooling marks permitted. Maximum 0.100 protrusion (shown).
 - E -** Center of ball pattern.
 - F -** Center of contact.

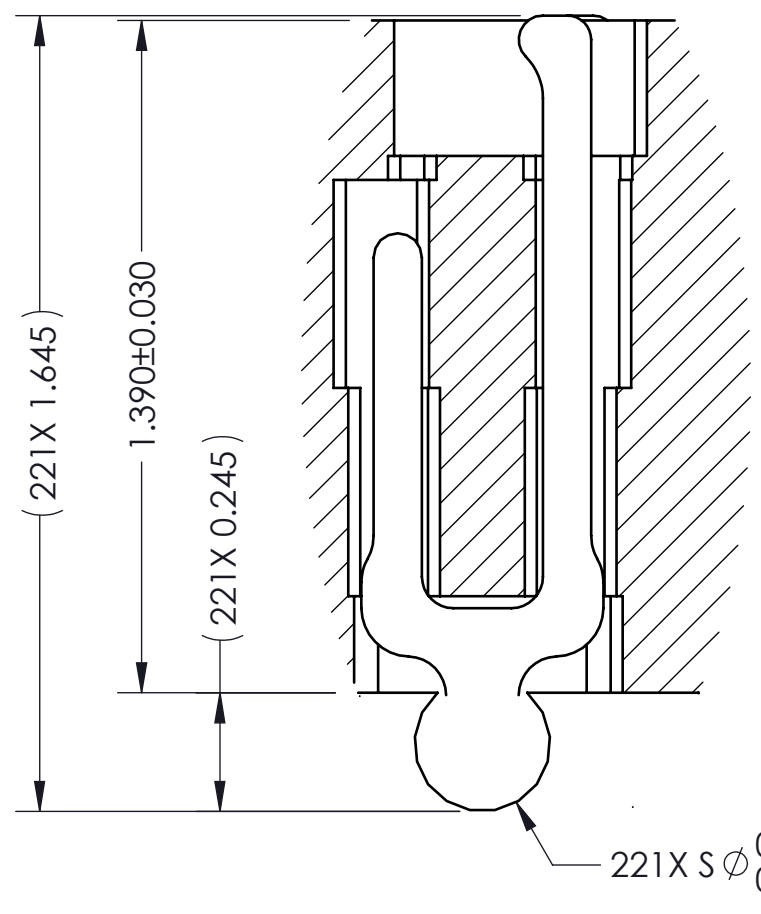
221X SEE DETAIL B

221X SEE DETAIL C

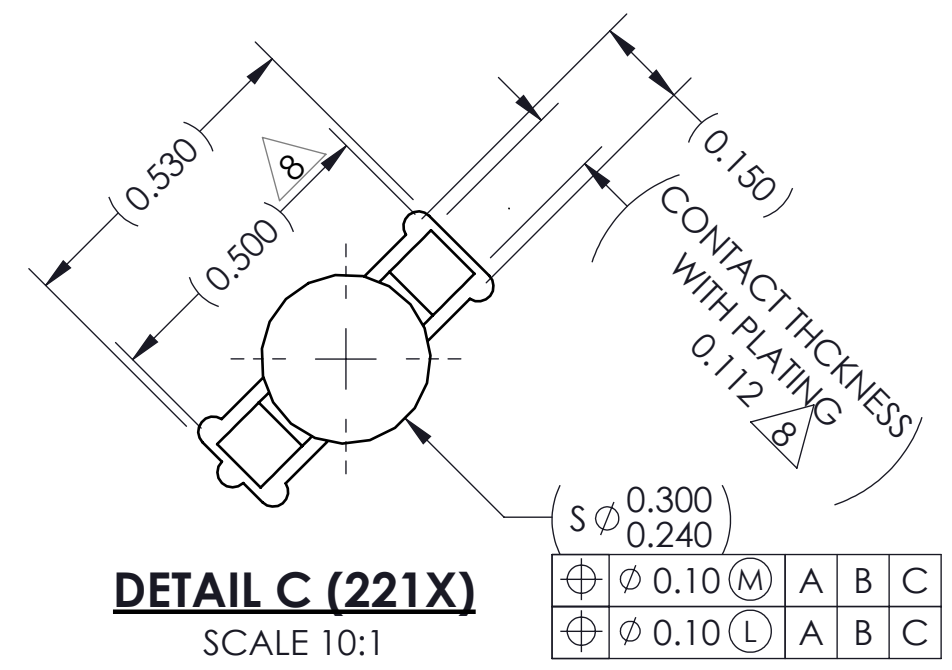
Parts List	
Part Number	Description
103864-0128	PRESS, DEVICE INSERT, GRYP 11.5 X 13 (SOLD SEPARATELY)
105900-0004	EXTRACTION TOOL, 4 X 53 (SOLD SEPARATELY)
108639-0007	ALIGNMENT FRAME, GRY 11.5X13.0 (SOLD SEPARATELY)



DETAIL B (221X)
SCALE 10:1



SECTION A-A
SCALE 8:1



DETAIL C (221X)
SCALE 10:1

HSIO technologies
PROPRIETARY AND CONFIDENTIAL

THE INFORMATION CONTAINED IN THIS DRAWING IS THE SOLE PROPERTY OF HSI0 TECHNOLOGIES, LLC. ANY REPRODUCTION IN PART OR AS A WHOLE WITHOUT THE WRITTEN PERMISSION OF HSI0 TECHNOLOGIES, LLC IS PROHIBITED.

UNLESS OTHERWISE SPECIFIED:

DIMENSIONS ARE IN MILLIMETERS

TOLERANCES:

ANGULAR: $\pm 1^\circ$

X.X ± 0.25

X.XX ± 0.10

X.XXX ± 0.050

INTERPRET GEOMETRIC TOLERANCING PER:

MATERIAL: SEE BOM

FINISH:

DO NOT SCALE DRAWING

NAME	DATE
AS	01/31/14
NSJ	01/31/14

LEGEND:

- NOTE CALLOUT
- REVISION CHANGE
- ITEM NUMBER

HSIO TECHNOLOGIES, LLC.
13300 67th AVENUE NORTH
MAPLE GROVE, MINNESOTA 55311
763-447-6260

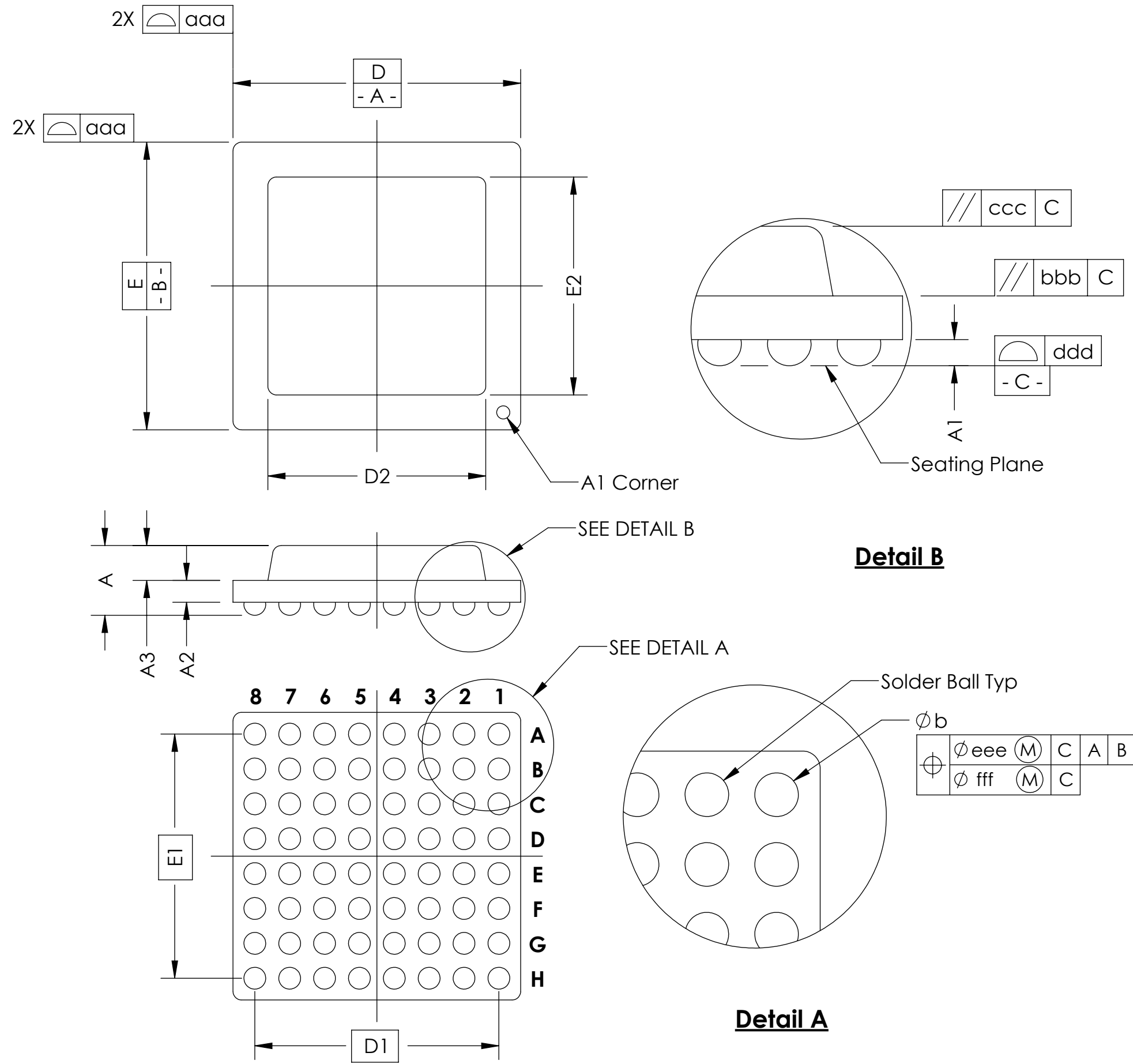
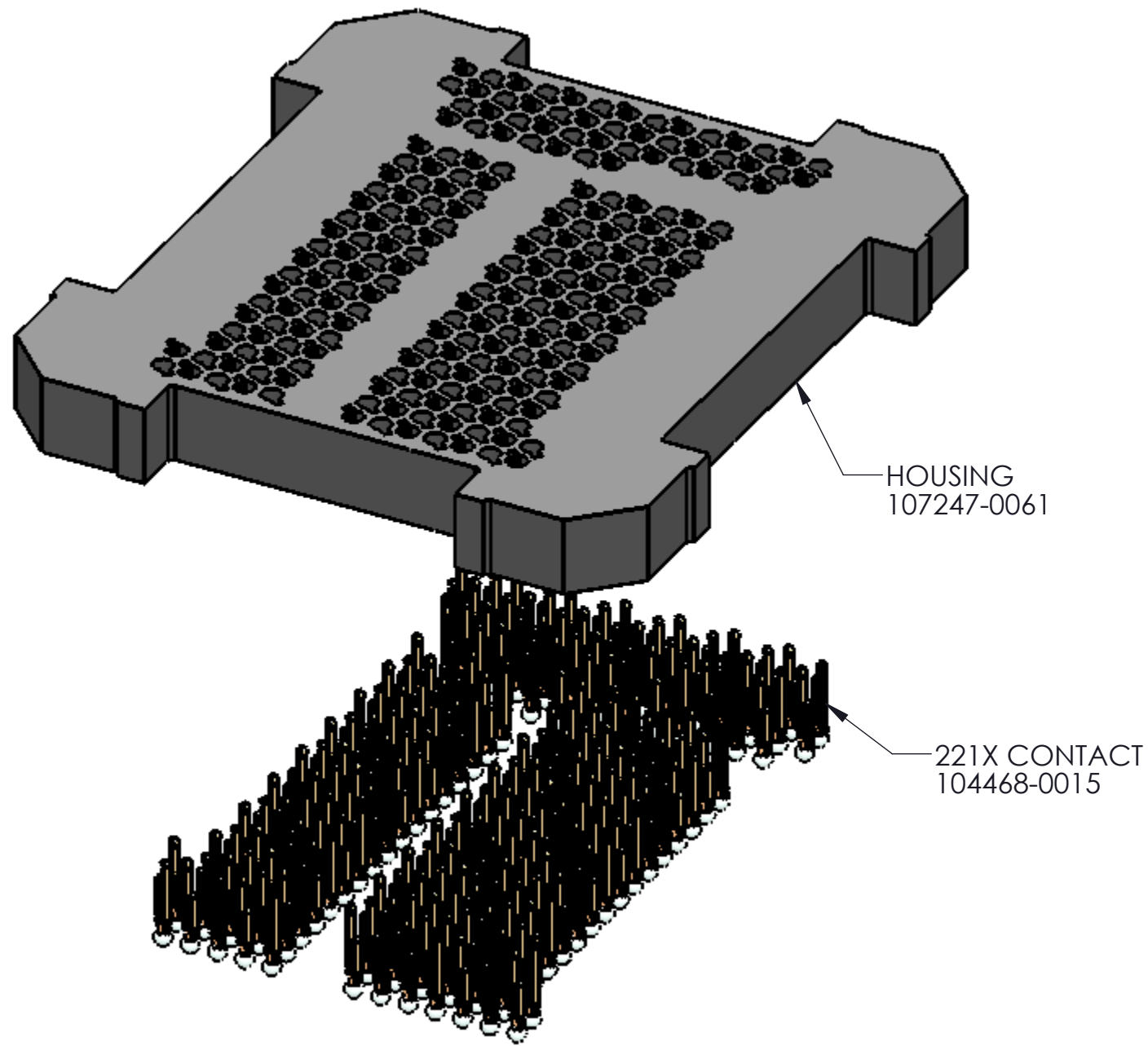
TITLE:
SCKT, 221G4011.5X13-0.50,
W/EUTECTIC SOLDER BALLS

DWG. NO. **108387-0076** REV **B**

SCALE: 10:1 SIZE: C SHEET 1 OF 2

SOCKET FOR DEVICES THAT ARE WITHIN THESE SPECIFICATIONS					
Lead Count	N	221	Package Size	D	11.50
Columns	ND	14		E	13.00
Rows	NE	22	Ball Spacing	D1	6.500
Pitch	e	0.50		E1	10.500
Ball Size	b	0.30±0.05	Encapsulant/ Top Size	D2	n/a
Total Thickness	A	n/a		E2	n/a
Ball Height	A1	0.225 min.	Pattern Style	IRREGULAR*	
Substrate Thickness	A2	n/a	Perimeter Rows	n/a	
Top Thickness	A3		Center Array	n/a	
Form Tolerances					
Edge	aaa	0.10	Bottom	ddd	0.08
Substrate	bbb	0.10	Position	eee	0.15
top	ccc	0.10	Position	fff	0.05

All dimensions are in millimeters.
* See footprint for pattern details.



Generic Representation with Full Grid Array

PROPRIETARY AND CONFIDENTIAL				
THE INFORMATION CONTAINED IN THIS DRAWING IS THE SOLE PROPERTY OF HSIO TECHNOLOGIES, LLC. ANY REPRODUCTION IN PART OR AS A WHOLE WITHOUT THE WRITTEN PERMISSION OF HSIO TECHNOLOGIES, LLC IS PROHIBITED.				
UNLESS OTHERWISE SPECIFIED:	NAME	DATE	HSIO TECHNOLOGIES, LLC. 13300 67th AVENUE NORTH MAPLE GROVE, MINNESOTA 55311 763-447-6260	
DIMENSIONS ARE IN MILLIMETERS	DRAWN	AS		01/31/14
TOLERANCES:	CHECKED	NSJ		01/31/14
ANGULAR: ± 1° X.X ±0.25 X.XX ±0.10 X.XXX ±0.050	LEGEND: △ NOTE CALLOUT ◻ REVISION CHANGE ○ ITEM NUMBER		TITLE: SCKT, 221G4011.5X13-0.50, W/EUTECTIC SOLDER BALLS	
		DWG. NO. 108387-0076	REV B	
SCALE: 5:1		SIZE: C	SHEET 2 OF 2	