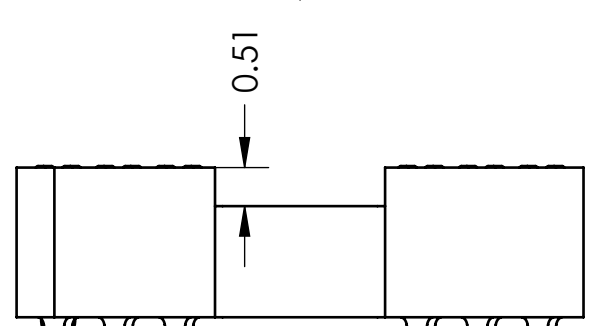
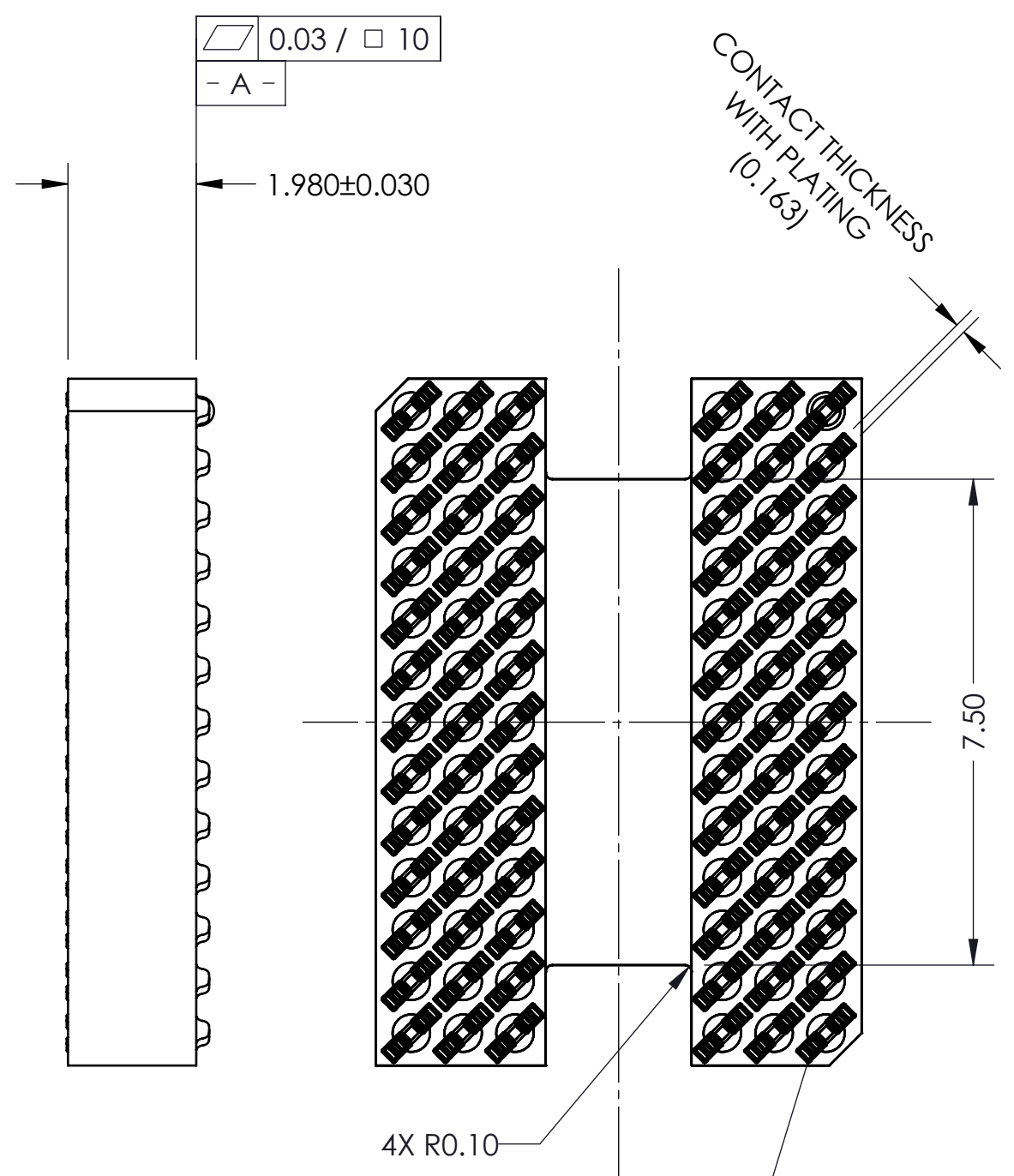
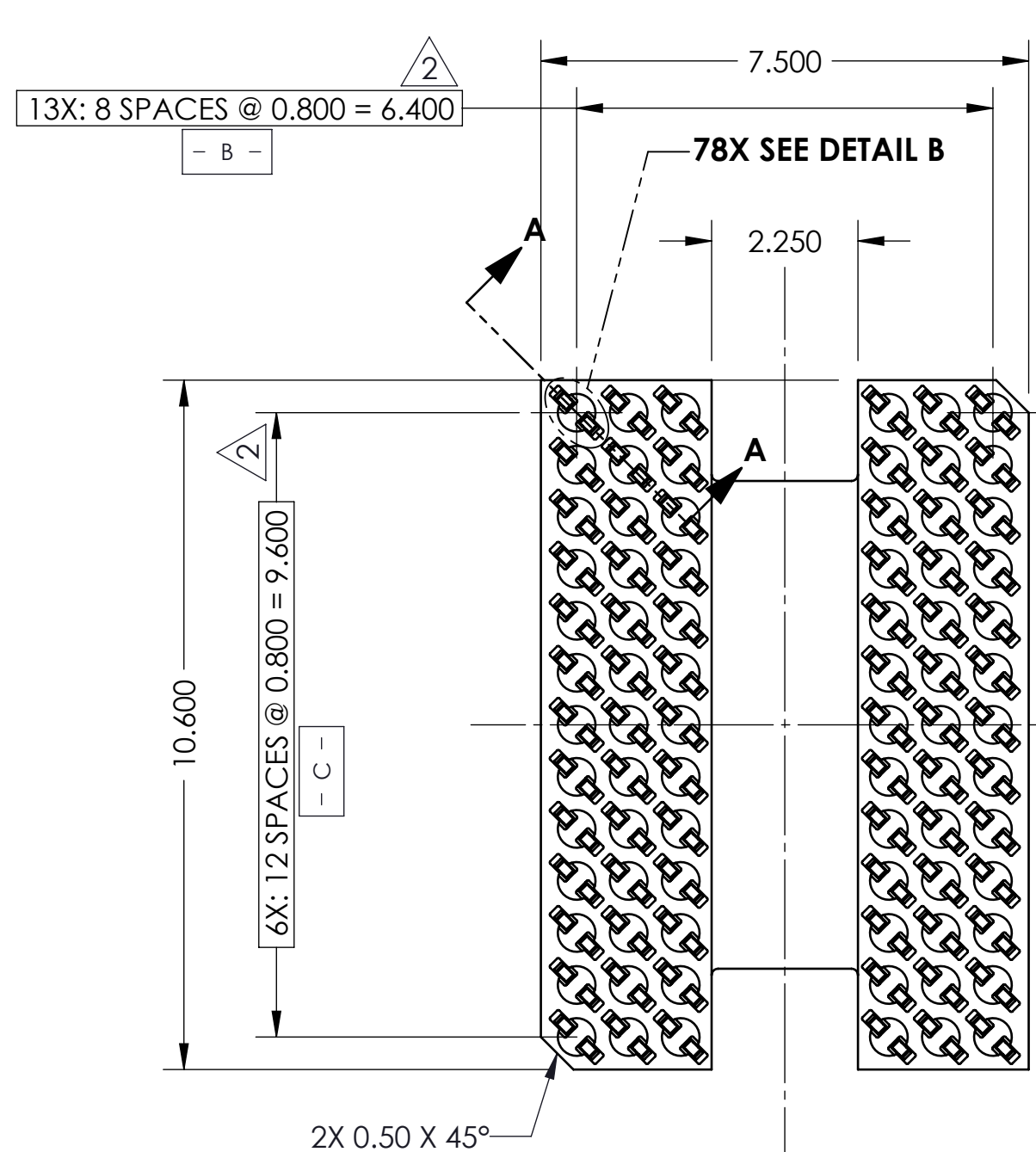
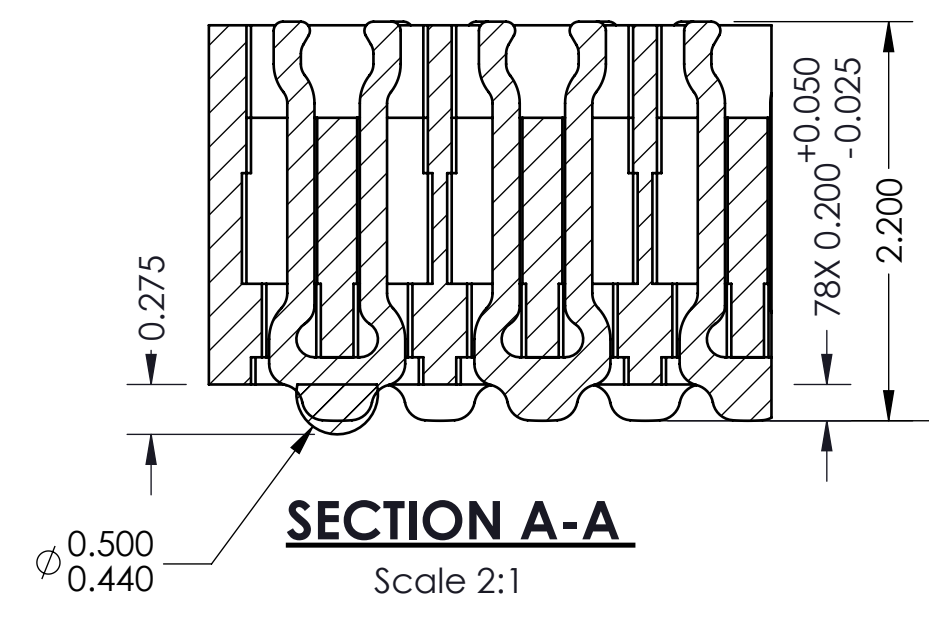


REV	ECO	BY	DESCRIPTION	APV	DATE
A	5408	DJP	Initial Design	AJN	4/9/20

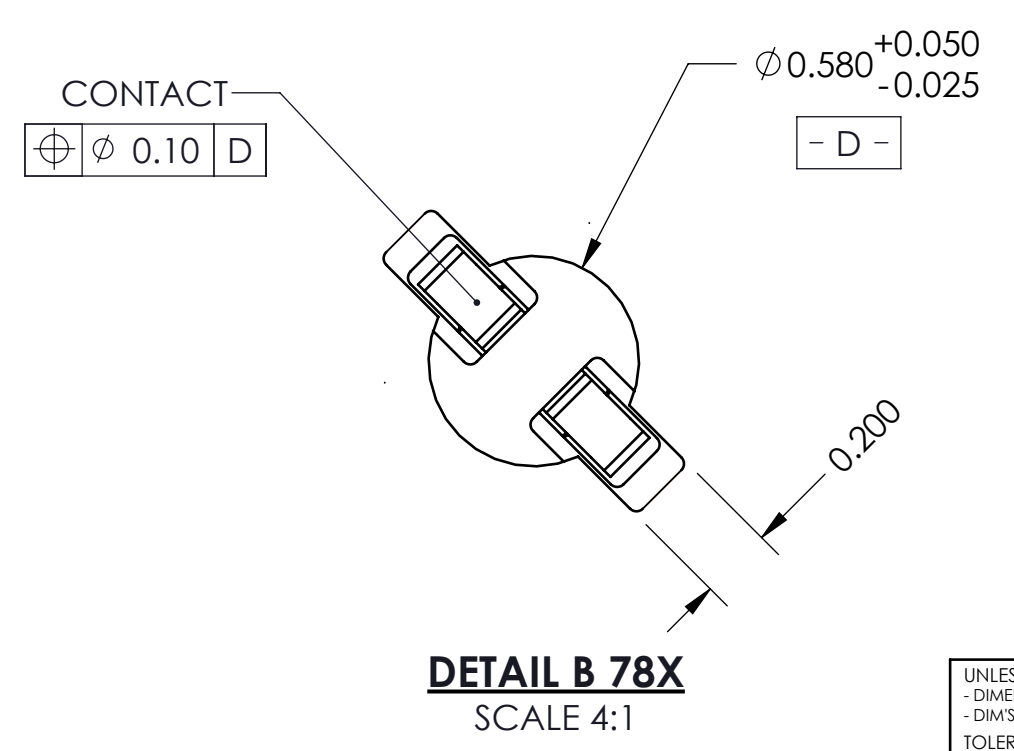


- Notes:
- Footprint part number is 104311-0233
 - Locates center of contact slots.
 - Press size: 7.5 x 10.6
 - Datum B and C determined by $\phi 0.580$ opening in corner slots.
 - Unless otherwise noted, all features located $\oplus 0.10$ A B C

PARTS LIST	
Part Number	Description
105528-0073	CS, 90GRY9X13-0.80
103864-0119	PRESS, DEV INS, 7.5X10.6 (SOLD SEP.)
107030-0038	STEN,FLEX, 78GRY7.5X10.6-0.80 (SOLD SEP.)
105900-0004	EXTRACTION TOOL, 4X53 (SOLD SEP.)



0.04 / □ 10
0.13



UNLESS OTHERWISE SPECIFIED - DIMENSIONS ARE IN MILLIMETERS - DIMS APPLY AFTER PLATING - TOLERANCES UNLESS OTHERWISE NOTED:

DECIMALS: X.X ±0.25, X.XX ±0.10, X.XXX ±0.050

ANGLES: ±1°

LEGEND: X NOTE CALLOUT, A REVISION CHANGE, X ITEM NUMBER

THE INFORMATION CONTAINED IN THIS DRAWING IS THE SOLE PROPERTY OF IRONWOOD ELECTRONICS, INC. ANY REPRODUCTION IN PART OR WHOLE WITHOUT THE WRITTEN PERMISSION OF IRONWOOD ELECTRONICS, INC. IS PROHIBITED.

CAD GENERATED DRAWING DO NOT MANUALLY UPDATE

DRAWING APPROVALS

NAME	DATE
DJP	4/9/20
AJN	4/9/20

THIRD ANGLE PROJECTION

IRONWOOD ELECTRONICS, INC
EAGANDALE CT
EAGAN, MN 55121. 952-229-8200

SKT, 78GRY7.5X10.6-0.80, SAC305

SIZE: C	CAD FORMAT: SOLIDWORKS	DRAWING NO.: 108493-0009	REV.: A
SCALE:	MATERIAL: SEE BOM	SHEET: 1 of 2	

