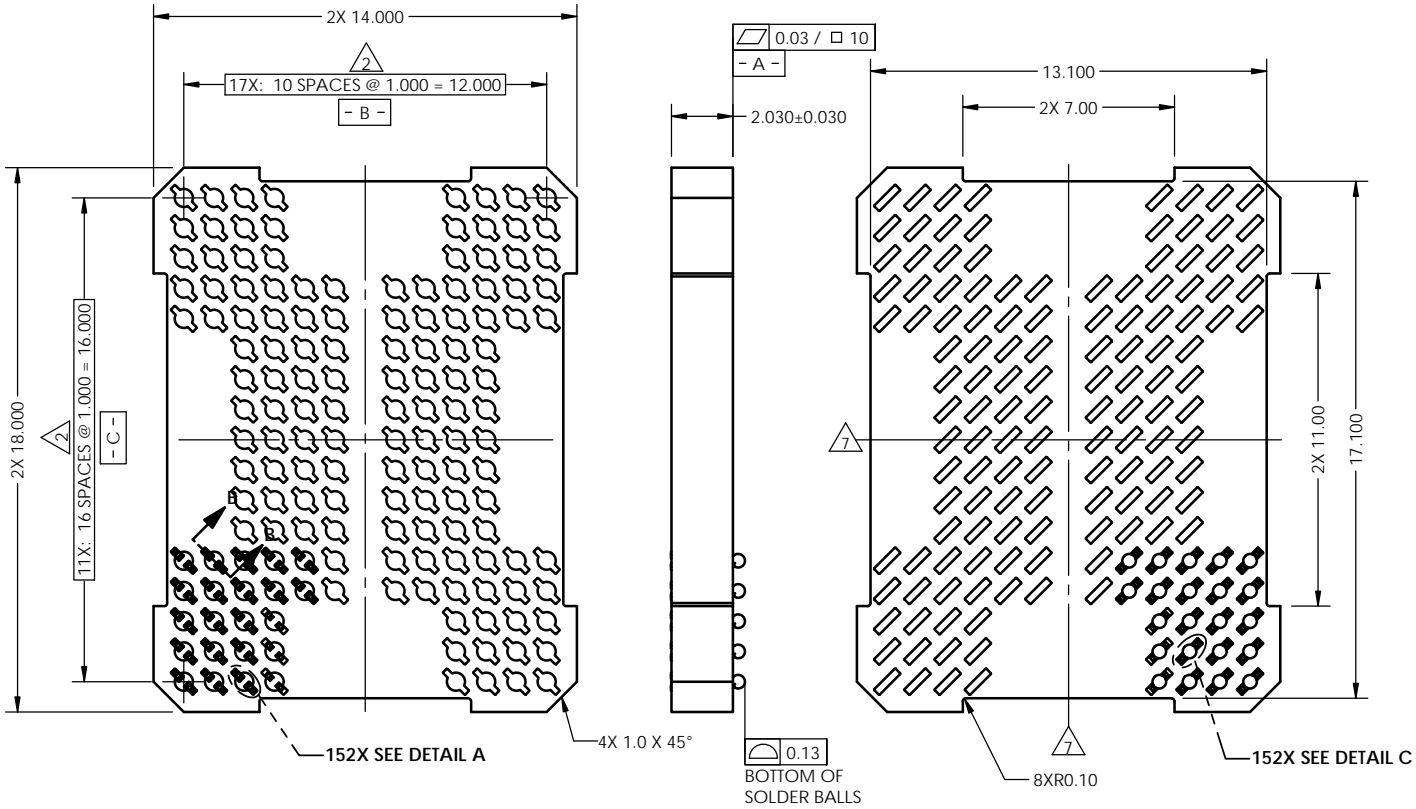


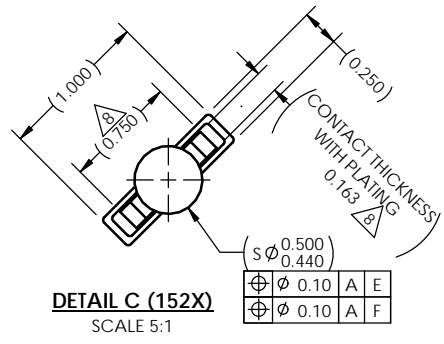
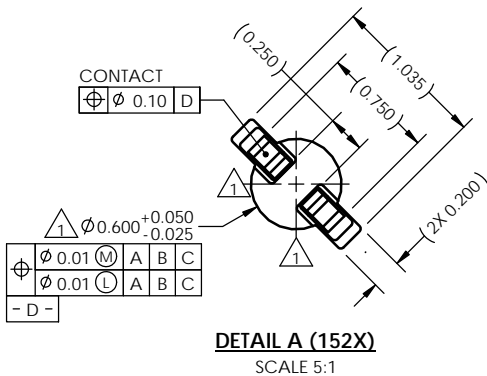
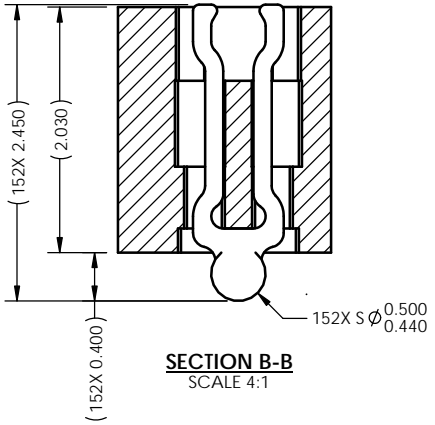
REV	ECO	BY	DESCRIPTION	APV	DATE
A	31469	AS	Initial Design	NSJ	01/29/14



Notes:

- Reference HSI0 Technologies specification 700001-0001 for solder attachment.
- Locates center of contact/slot.
- Reference HSI0 Technologies specification 700001-0002 for application notes.
- Footprint part number is 104311-0323.
- Datums **-B-** and **-C-** are determined by  $\phi 0.600$  features on corner slots.
- Unless otherwise noted, all features are located  $\phi 0.10$  A B C
- E-** Center of ball pattern.
- F-** Center of contact.
- Not all contacts are shown.

Parts List	
Part Number	Description
103864-0116	PRESS, DEV INS, 14 X 18 (SOLD SEPARATELY)
105900-0004	EXTRACTION TOOL, 4 X 53 (SOLD SEPARATELY)



**HSIO** technologies  
 PROPRIETARY AND CONFIDENTIAL  
 THE INFORMATION CONTAINED IN THIS DRAWING IS THE SOLE PROPERTY OF HSI0 TECHNOLOGIES, LLC. ANY REPRODUCTION IN PART OR AS A WHOLE WITHOUT THE WRITTEN PERMISSION OF HSI0 TECHNOLOGIES, LLC IS PROHIBITED.

UNLESS OTHERWISE SPECIFIED:	
DIMENSIONS ARE IN MILLIMETERS	TOLERANCES:
ANGULAR: ± 1°	X.X ±0.25
X.XX ±0.10	X.XXX ±0.050
INTERPRET GEOMETRIC TOLERANCING PER:	MATERIAL
SEE BOM	FINISH
DO NOT SCALE DRAWING	

NAME	DATE
DRAWN AS	01/29/14
CHECKED NSJ	01/29/14

LEGEND:

- △ NOTE CALLOUT
- REVISION CHANGE
- ITEM NUMBER

**HSIO TECHNOLOGIES, LLC.**  
 13300 67th AVENUE NORTH  
 MAPLE GROVE, MINNESOTA 55311  
 763-447-6260

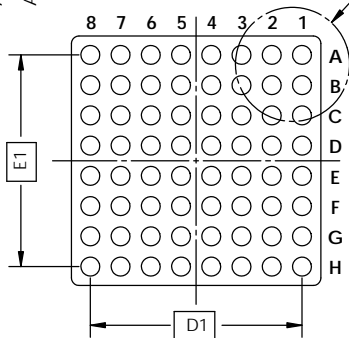
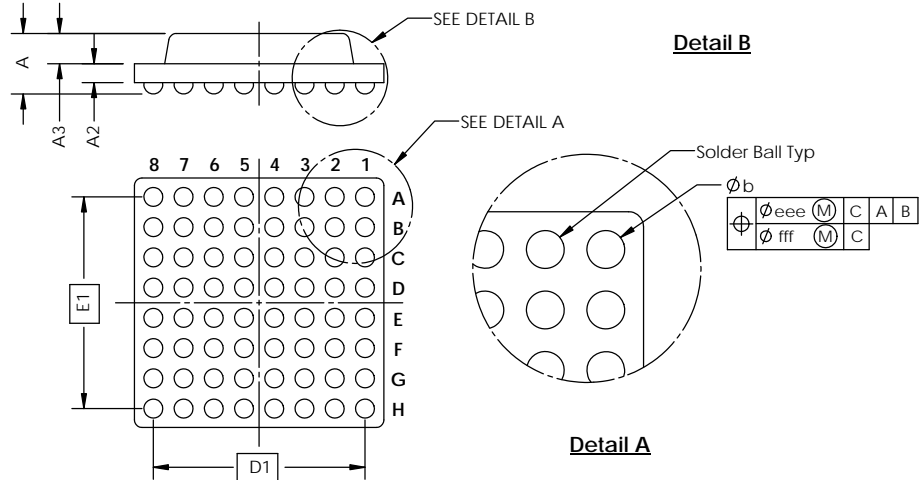
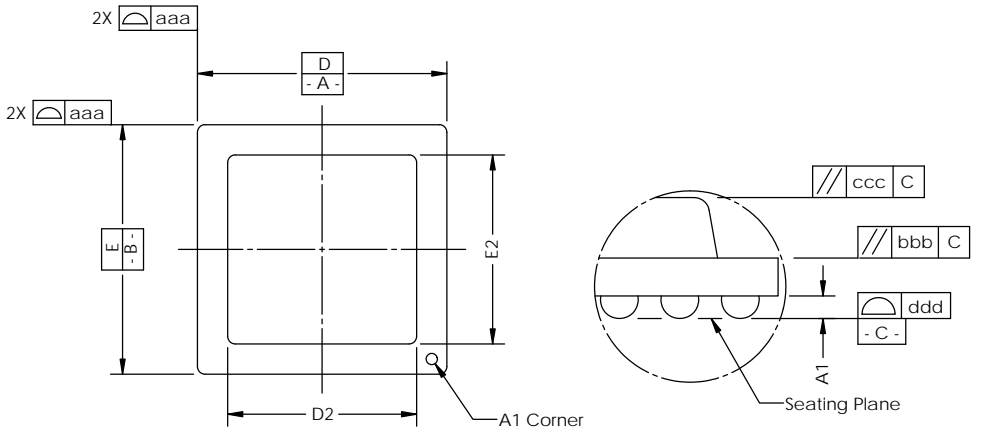
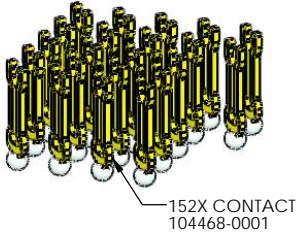
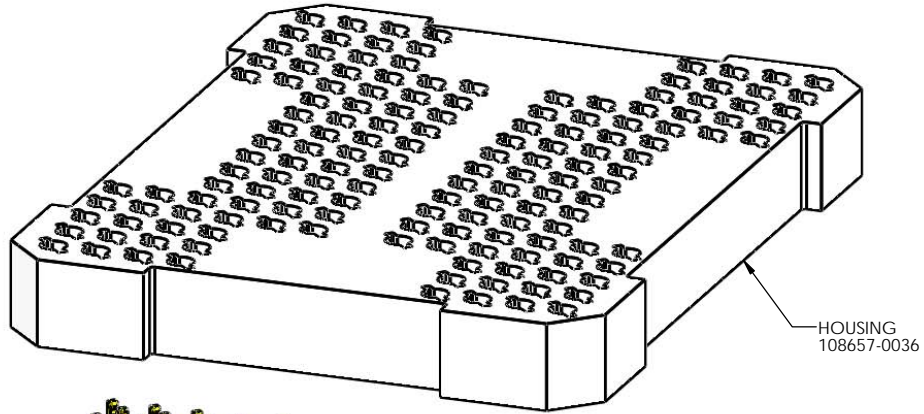
TITLE:  
 SCKT, 152GRY14X18-1.0,  
 W/EUTECTIC SOLDER BALLS

DWG. NO. **108656-0036** REV **A**

SCALE: 10:1 SIZE: C SHEET 1 OF 2

SOCKET FOR DEVICES THAT ARE WITHIN THESE SPECIFICATIONS					
Lead Count	N	152	Package Size	D	14.00
Columns	ND	13		E	18.00
Rows	NE	17	Ball Spacing	D1	12.000
Pitch	e	1.000		E1	16.000
Ball Size	b	0.50±0.05	Encapsulant/ Top Size	D2	n/a
Total Thickness	A	N/A		E2	n/a
Ball Height	A1	0.325 Min	Pattern Style	Irregular*	
Substrate Thickness	A2	N/A	Perimeter Rows	n/a	
Top Thickness	A3		Center Array	n/a	
Form Tolerances					
Edge	aaa	0.20	Bottom	ddd	0.15
Substrate	bbb	0.20	Position	eee	0.20
top	ccc	0.20	Position	fff	0.08

All dimensions are in millimeters.  
\*See footprint specification for pattern details.



Generic Representation with Full Grid Array

<b>PROPRIETARY AND CONFIDENTIAL</b> <small>THE INFORMATION CONTAINED IN THIS DRAWING IS THE SOLE PROPERTY OF HSIO TECHNOLOGIES, LLC. ANY REPRODUCTION IN PART OR AS A WHOLE WITHOUT THE WRITTEN PERMISSION OF HSIO TECHNOLOGIES, LLC IS PROHIBITED.</small>			
UNLESS OTHERWISE SPECIFIED:	NAME	DATE	<b>HSIO TECHNOLOGIES, LLC.</b> 13300 67th AVENUE NORTH MAPLE GROVE, MINNESOTA 55311 763-447-6260
DIMENSIONS ARE IN MILLIMETERS	DRAWN	AS 01/29/14	
TOLERANCES: ANGULAR: ± 1° XX ±0.25 XXX ±0.10 X.XXX ±0.050	CHECKED	NSJ 01/29/14	
LEGEND: △ NOTE CALLOUT ○ REVISION CHANGE ○ ITEM NUMBER			TITLE: SCKT, 152GRY14X18-1.0, W/EUTECTIC SOLDER BALLS DWG. NO. <b>108656-0036</b> REV <b>A</b>
SCALE: 10:1 SIZE: C SHEET 2 OF 2			