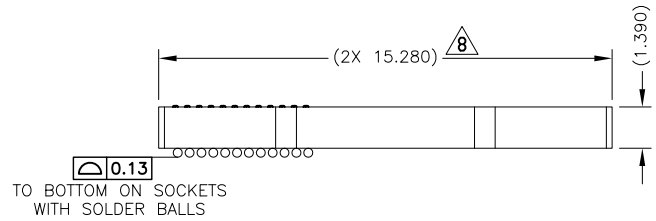
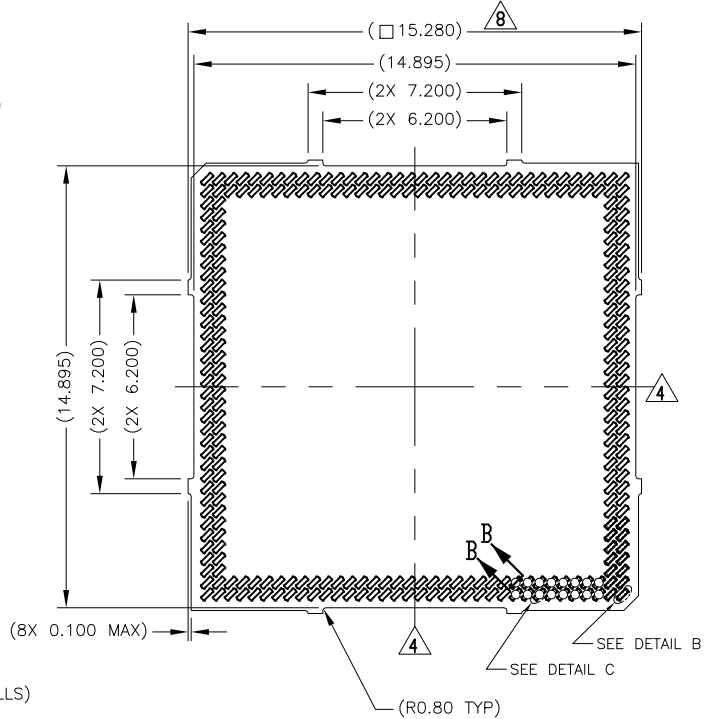
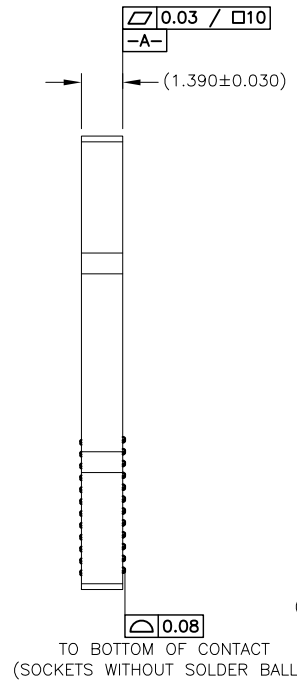
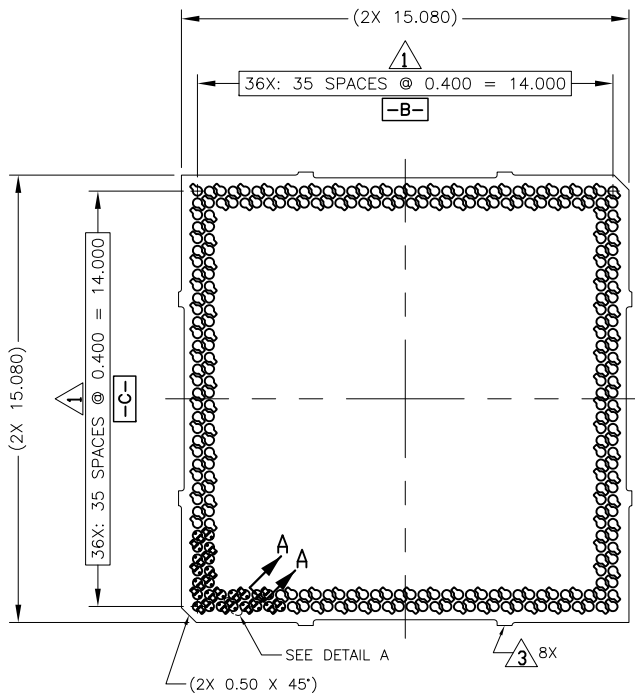


REV	ECO	BY	DESCRIPTION	APV	DATE
A	31500	RS	Initial Design	NSJ	04/23/14



Parts List	
Part Number	Description
109000-0001	SOCKET, 272G40 15.00-0.40 (WITH EUTECTIC SOLDER BALLS)
109000-0002	SOCKET, 272G40 15.00-0.40 (WITH SAC305 SOLDER BALLS)
109000-0003	SOCKET, 272G40 15.00-0.40 (WITHOUT SOLDER BALLS)
104553-0336	STENCIL, FLEX, 272G40 15.00-0.40 (SOLD SEPARATELY)
105900-0004	EXTRACTION TOOL, 4X53 (SOLD SEPARATELY)
108639-0005	FRAME, ALIGNMENT, G40, 15.00X15.00 (SOLD SEPARATELY)
103864-0005	PRESS, DEVICE INSERT, GYP 15.00X15.00 (SOLD SEPARATELY)

UNLESS OTHERWISE SPECIFIED - DIMENSIONS ARE IN MILLIMETERS - DIM'S APPLY AFTER PLATING

THE INFORMATION CONTAINED IN THIS DRAWING IS THE SOLE PROPERTY OF HSIO TECHNOLOGIES, LLC. ANY REPRODUCTION IN PART OR WHOLE WITHOUT THE WRITTEN PERMISSION OF HSIO TECHNOLOGIES, LLC. IS PROHIBITED.

CAD GENERATED DRAWING DO NOT MANUALLY UPDATE

HSIO TECHNOLOGIES, LLC.
13300 67TH AVENUE NORTH
MAPLE GROVE, MN 55311. 763-447-6260

DRAWING APPROVALS

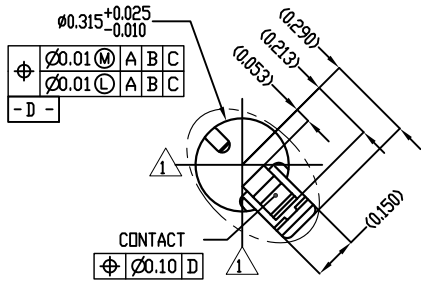
NAME	DATE	TITLE
R. Sewharack	04/23/14	SCKT, 272G40 15.00-0.40
N. St Jacques	04/23/14	

LEGEND:

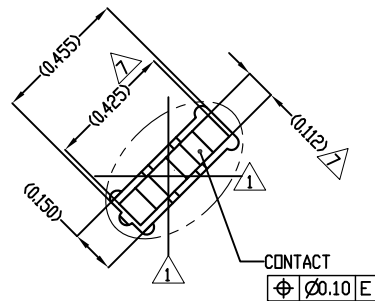
- (X) NOTE CALLOUT
- (R) REVISION CHANGE
- (X) ITEM NUMBER

THIRD ANGLE PROJECTION

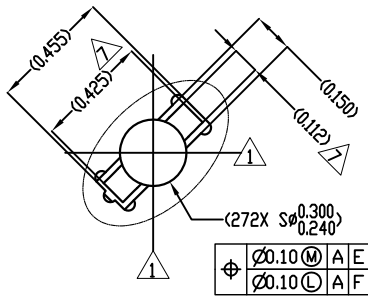
SCALE: C AUTOCAD DRAWING NO: 109000-XXXX REV: A SHEET 1 of 3



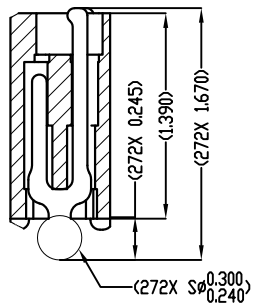
DETAIL A (272X)
SCALE 10:1



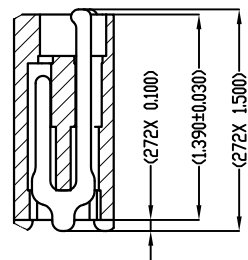
DETAIL B (272X)
SCALE 10:1



DETAIL C (272X)
SCALE 8:1



SECTION B-B
SCALE 5:1
VIEW WITH SOLDER BALLS
(EUTECTIC/SAC305)



SECTION A-A
SCALE 5:1
VIEW WITHOUT SOLDER BALLS

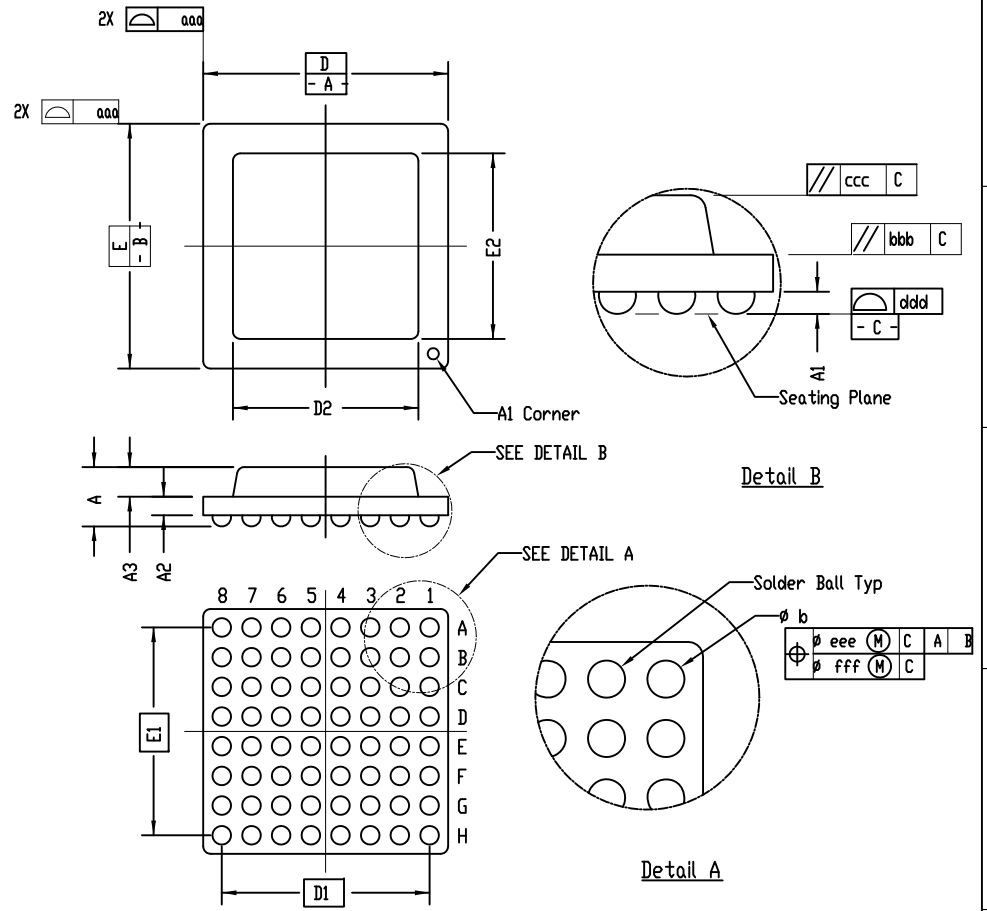
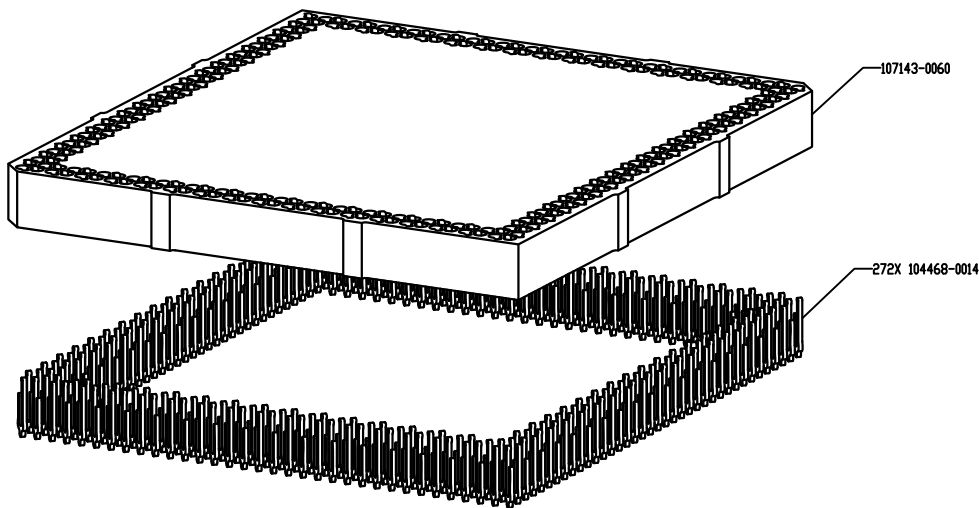
NOTES:

- 1 Dimension locates center of contact/slot.
- 2 Datum's **-B-** and **-C-** are determined by $\phi 0.315$ features on corner slots.
- 3 Tooling marks permitted. Maximum 0.10 protrusion shown.
- 4 **-E-** Center of contact pattern.
- 5 Reference HSIO Technologies specification 700001-0001 for solder attachment.
- 6 Reference HSIO Technologies specification 700001-0002 for application notes.
- 7 **-F-** Center of contact.
- 8 Dimension includes 0.10 protrusion.

<small>THE INFORMATION CONTAINED IN THIS DRAWING IS THE SOLE PROPERTY OF HSIO TECHNOLOGIES, LLC. ANY REPRODUCTION IN PART OR WHOLE WITHOUT THE WRITTEN PERMISSION OF HSIO TECHNOLOGIES, LLC. IS PROHIBITED.</small>			
<small>UNLESS OTHERWISE SPECIFIED - DIMENSIONS ARE IN MILLIMETERS - DIM'S APPLY AFTER PLATING TOLERANCES UNLESS OTHERWISE NOTED:</small>		HSIO TECHNOLOGIES, LLC. 13300 67TH AVENUE NORTH MAPLE GROVE, MN 55311. 763-447-6260	
<small>ANGLES DECIMALS ±1° X.XX ±0.25 X.XX ±0.10 X.XXX ±0.050</small>		TITLE SCKT, 272G40 15.00-0.40	
LEGEND: 1 NOTE CALLOUT (M) REVISION CHANGE (I) ITEM NUMBER	SIZE: C CAD FORMAT: AUTOCAD SCALE: See Pg 1	DRAWING NO: 109000-XXXX MATERIAL:	REV: A SHEET: 2 of 3

SOCKET FOR DEVICES THAT ARE WITHIN THESE SPECIFICATIONS					
Lead Count	N	272	Package Size	D	15.00
Columns	ND	36	Ball Spacing	E	15.00
Rows	NE	36		D1	14.000
Pitch	e	0.40	Encapsulant/ Top Size	E1	14.000
Ball Size	b	0.25±0.05		D2	n/a
Total Thickness	A	n/a	Pattern Style	E2	n/a
Ball Height	A1	0.175 MIN		PERIMETER*	
Substrate Thickness	A2	n/a	Perimeter Rows	2	
Top Thickness	A3		Center Array	n/a	
Form Tolerances					
Edge	aaa	0.10	Bottom	ddd	0.08
Substrate	bbb	0.10	Position	eee	0.10
			top	ccc	0.10
			Position	fff	0.05

All dimensions are in millimeters.



Generic Representation with Full Grid Array

<small>THE INFORMATION CONTAINED IN THIS DRAWING IS THE SOLE PROPERTY OF HSIO TECHNOLOGIES, LLC. ANY REPRODUCTION IN PART OR WHOLE WITHOUT THE WRITTEN PERMISSION OF HSIO TECHNOLOGIES, LLC. IS PROHIBITED.</small>			
<small>UNLESS OTHERWISE SPECIFIED - DIMENSIONS ARE IN MILLIMETERS - DIM'S APPLY AFTER PLATING</small>		HSIO TECHNOLOGIES, LLC. 13300 67TH AVENUE NORTH MAPLE GROVE, MN 55311. 763-447-6260	
<small>TOLERANCES UNLESS OTHERWISE NOTED:</small> ANGLES DECIMALS ±1° X.XX ±0.25 X.X ±0.10 X.XXX ±0.050		TITLE SCKT, 272G40 15.00-0.40	
<small>LEGEND:</small> NOTE CALLOUT REVISION CHANGE ITEM NUMBER	<small>SCALE</small> C AUTOCAD	<small>DRAWING NO.</small> 109000-XXXX	<small>REV.</small> A
<small>SCALE</small> See Pg 1		<small>SHEET</small> 3of3	