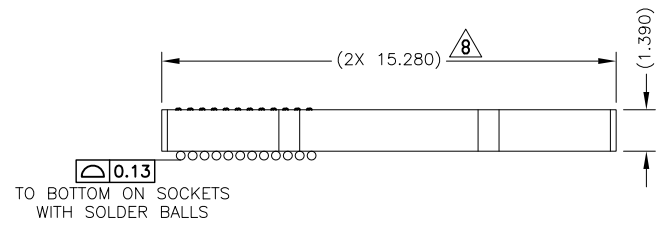
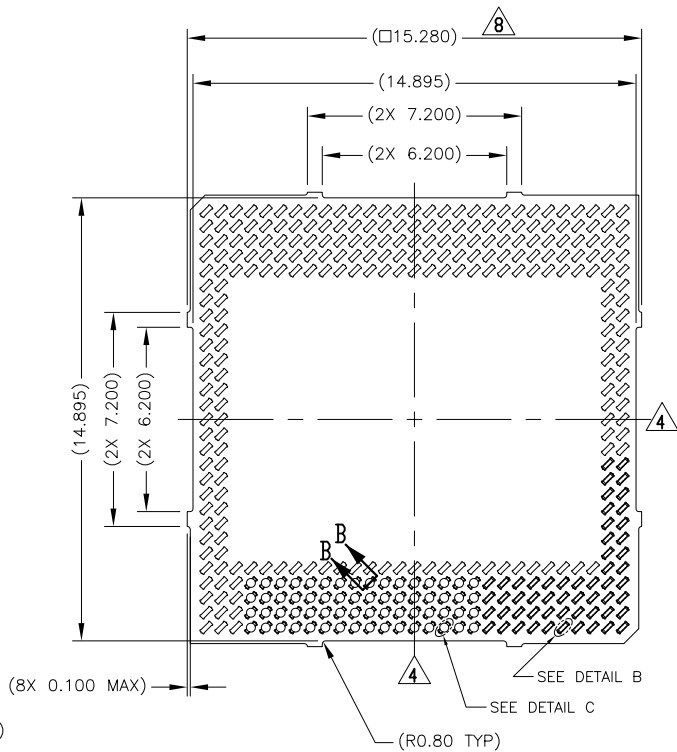
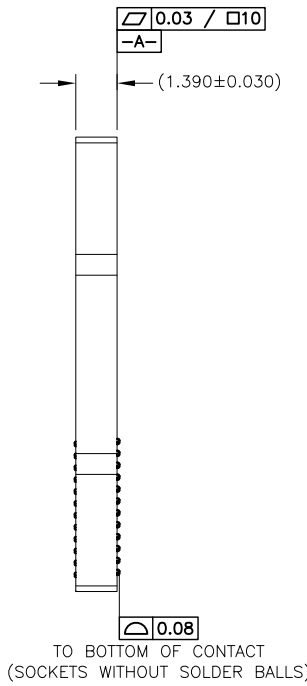
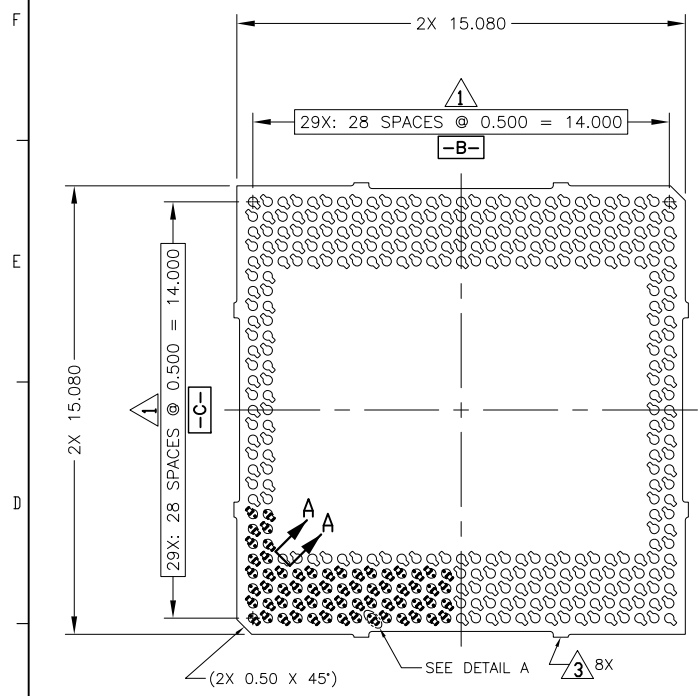


REV	ECO	BY	DESCRIPTION	APV	DATE
A	31503	RS	Initial Design	NSJ	05/05/14
B	31503	RS	Changed to -0015 contact.	NSJ	05/14/14



Parts List	
Part Number	Description
109002-0001	SOCKET, 366G40 15.00-0.50 (WITH EUTECTIC SOLDER BALLS)
109002-0002	SOCKET, 366G40 15.00-0.50 (WITH SAC305 SOLDER BALLS)
109002-0003	SOCKET, 366G40 15.00-0.50 (WITHOUT SOLDER BALLS)
104553-0339	STENCIL, FLEX, 366G40 15.00-0.50 (SOLD SEPARATELY)
105900-0004	EXTRACTION TOOL, 4X53 (SOLD SEPARATELY)
108639-0005	FRAME, ALIGNMENT, G40, 15.00X15.00 (SOLD SEPARATELY)
103864-0005	PRESS, DEVICE INSERT, GRYP 15.00X15.00 (SOLD SEPARATELY)

UNLESS OTHERWISE SPECIFIED - DIMENSIONS ARE IN MILLIMETERS - DIM'S APPLY AFTER PLATING

TOLERANCES UNLESS OTHERWISE NOTED:

ANGLES ±1°	DECIMALS	X.XX ±0.25
		X.XXX ±0.10
		X.XXXX ±0.050

LEGEND:

- (X) NOTE CALLOUT
- (R) REVISION CHANGE
- (X) ITEM NUMBER

THE INFORMATION CONTAINED IN THIS DRAWING IS THE SOLE PROPERTY OF HSIQ TECHNOLOGIES, LLC. ANY REPRODUCTION IN PART OR WHOLE WITHOUT THE WRITTEN PERMISSION OF HSIQ TECHNOLOGIES, LLC IS PROHIBITED.

CAD GENERATED DRAWING DO NOT MANUALLY UPDATE

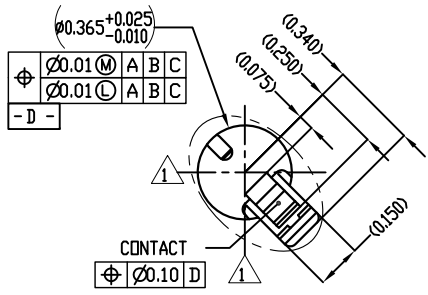
HSIQ TECHNOLOGIES, LLC.  
13300 67TH AVENUE NORTH  
MAPLE GROVE, MN 55311. 763-447-6260

DRAWING APPROVALS

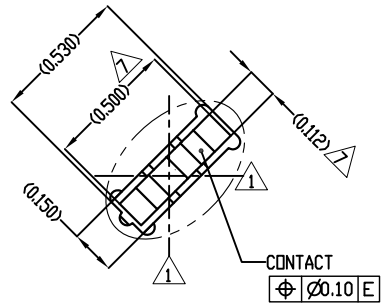
NAME	DATE	TITLE
R. Sewharack	05/05/14	SCKT, 366G40 15.0-0.50
N. St Jacques	05/05/14	

THIRD ANGLE PROJECTION

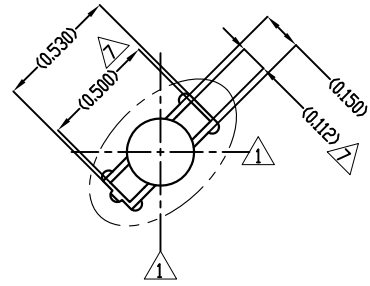
SIZE	CAN FORMAT	DRAWING NO.	REV.
C	AUTOCAD	109002-XXXX	B
SCALE	NATURAL	SEE B.O.M	SHEET 1 of 3



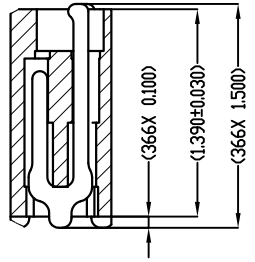
DETAIL A (366X)  
SCALE 10:1



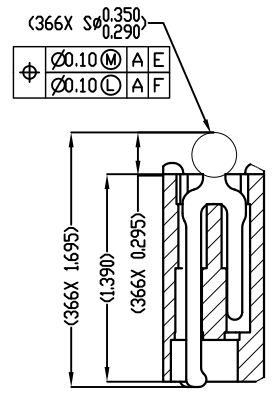
DETAIL B (366X)  
SCALE 10:1



DETAIL C (366X)  
SCALE 8:1



SECTION A-A  
SCALE 5:1  
VIEW WITHOUT SOLDER BALLS



SECTION B-B  
SCALE 5:1  
VIEW WITH SOLDER BALLS  
(EUTECTIC/SAC305)

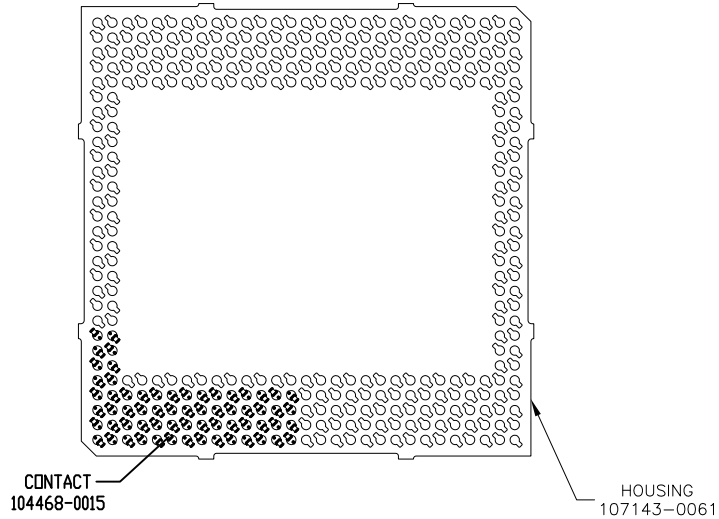
NOTES:

- 1 Dimension locates center of contact/slot.
- 2 Datum's **-B-** and **-C-** are determined by  $\varnothing 0.315$  features on corner slots.
- 3 Tooling marks permitted. Maximum 0.10 protrusion shown.
- 4 **-E-** Center of contact pattern.
- 5 Reference HSI0 Technologies specification 700001-0001 for solder attachment.
- 6 Reference HSI0 Technologies specification 700001-0002 for application notes.
- 7 **-F-** Center of contact.
- 8 Dimension includes 0.10 protrusion.

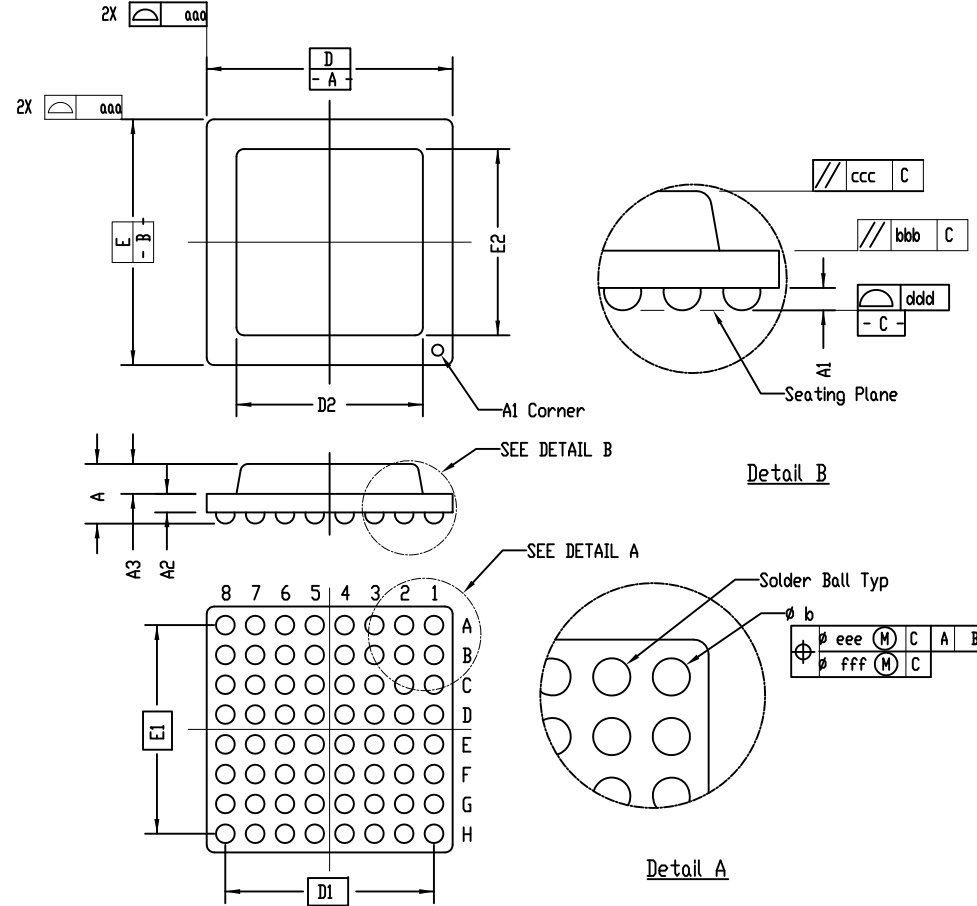
<small>THE INFORMATION CONTAINED IN THIS DRAWING IS THE SOLE PROPERTY OF HSI0 TECHNOLOGIES, LLC. ANY REPRODUCTION IN PART OR WHOLE WITHOUT THE WRITTEN PERMISSION OF HSI0 TECHNOLOGIES, LLC IS PROHIBITED.</small>			
<small>UNLESS OTHERWISE SPECIFIED - DIMENSIONS ARE IN MILLIMETERS - DIM'S APPLY AFTER PLATING</small>		HSI0 TECHNOLOGIES, LLC. 13300 67TH AVENUE NORTH MAPLE GROVE, MN 55311. 763-447-6260	
<small>TOLERANCES UNLESS OTHERWISE NOTED:</small>		TITLE SCKT, 366G40 15.0-0.50	
<small>ANGLES</small> $\pm 1^\circ$	<small>DECIMALS</small> X.XX $\pm 0.25$ X.XXX $\pm 0.10$ X.XXX $\pm 0.050$	SIZE C	DRAWING NO. 109002-XXXX
LEGEND: (X) NOTE CALLOUT (A) REVISION CHANGE (X) ITEM NUMBER	REVISION CHANGE (X) ITEM NUMBER	SCALE See Pg 1	REV. B SHEET 2 of 3

SOCKET FOR DEVICES THAT ARE WITHIN THESE SPECIFICATIONS					
Lead Count	N	366	Package Size	D	15.00
Columns	ND	29	Ball Spacing	E	15.00
Rows	NE	29		D1	14.000
Pitch	e	0.50	Encapsulant/ Top Size	E1	14.000
Ball Size	b	0.30±0.05		D2	n/a
Total Thickness	A	n/a	Pattern Style	E2	n/a
Ball Height	A1	0.225 MIN		IRREGULAR*	
Substrate Thickness	A2	n/a	Perimeter Rows		n/a
Top Thickness	A3		Center Array		n/a
Form Tolerances					
Edge	aaa	0.10	Bottom	ddd	0.08
Substrate	bbb	0.10	Position	eee	0.10
top	ccc	0.10	Position	fff	0.05

All dimensions are in millimeters.



TOP VIEW  
SCALED 8:1



Generic Representation with Full Grid Array

<small>THE INFORMATION CONTAINED IN THIS DRAWING IS THE SOLE PROPERTY OF HSIQ TECHNOLOGIES, LLC.          ANY REPRODUCTION IN PART OR WHOLE WITHOUT THE WRITTEN PERMISSION OF HSIQ TECHNOLOGIES, LLC IS PROHIBITED.</small>	
<small>UNLESS OTHERWISE SPECIFIED          - DIMENSIONS ARE IN MILLIMETERS          - DIM'S APPLY AFTER PLATING</small>	
<small>TOLERANCES UNLESS OTHERWISE NOTED:</small>	
<small>ANGLES ±1°</small>	<small>DECIMALS          X.XX ±0.25          X.XX ±0.10          X.XXX ±0.050</small>
<small>LEGEND:</small>	<small>NOTE CALLOUT</small> <small>REVISION CHANGE</small> <small>ITEM NUMBER</small>
HSIQ TECHNOLOGIES, LLC. 13300 67TH AVENUE NORTH MAPLE GROVE, MN 55311. 763-447-6260	
TITLE SCKT, 366G40 15.0-0.50	
SIZE C	LEAD FORMAT AUTOCAD
SCALE See Pg 1	DRAWING NO. 109002-XXXX
MATERIAL	REV. B
SHEET 3of3	DATE