

NOTES:

- 1 UNLESS OTHERWISE NOTED, ALL FEATURES LOCATED $\oplus 0.10$ A B C
- 2 DATUM'S - B - AND - C - ARE DETERMINED BY $\phi 0.365$ FEATURES ON CORNER SLOTS.
- 3 CENTER OF CONTACT PATTERN.
- 5 REFERENCE HSIO TECHNOLOGIES SPECIFICATION 700001-0001 FOR SOLDER ATTACHMENT.
- 6 REFERENCE HSIO TECHNOLOGIES SPECIFICATION 700001-0002 FOR APPLICATION NOTES.
- 7 ALL CONTACTS/SOLDER BALLS ARE NOT SHOWN TO MINIMIZE FILE SIZE.
- 8 DIMENSION LOCATES CENTER OF CONTACT/SLOT.
- 9 TOOLING MARKS PERMITTED. MAXIMUM 0.100 PROTRUSION SHOWN.

PART NUMBER	DESCRIPTION
109069-0001	SCKT, 153G40 7.5 X 11.5-0.50 (EUTECTIC SOLDER BALL)
109069-0002	SCKT, 153G40 7.5 X 11.5-0.50 (SAC305 SOLDER BALL)
109069-0003	SCKT, 153G40 7.5 X 11.5-0.50 (WITHOUT SOLDER BALL)
103864-0054	PRESS DEVICE INSERT, 10.0 X 11.0 (SOLD SEPARATELY)
103864-0119	PRESS DEVICE INSERT, 7.5 X 10.3 (SOLD SEPARATELY)
104553-0418	STENCIL, FLEX, 153G40 7.5 X 11.5-0.50 (SOLD SEPARATELY)
105900-0004	EXTRACTION TOOL, 4 X 53 (SOLD SEPARATELY)

<p>HSIO technologies PROPRIETARY AND CONFIDENTIAL THE INFORMATION CONTAINED IN THIS DRAWING IS THE SOLE PROPERTY OF HSIO TECHNOLOGIES, LLC. ANY REPRODUCTION IN PART OR AS A WHOLE WITHOUT THE WRITTEN PERMISSION OF HSIO TECHNOLOGIES, LLC IS PROHIBITED.</p>	UNLESS OTHERWISE SPECIFIED: DIMENSIONS ARE IN MILLIMETERS TOLERANCES: ANGULAR: ± 1° X.X ±0.25 X.XX ±0.10 X.XXX ±0.050	NAME: PAR DATE: 04/20/16	HSIO TECHNOLOGIES, LLC. 13400 68th AVENUE NORTH MAPLE GROVE, MINNESOTA 55311 763-447-6260
	CHECKED: NSJ DATE: 04/20/16	TITLE: SCKT, 153G40 7.5 X 11.5-0.50	
	INTERPRET GEOMETRIC TOLERANCING PER: MATERIAL: SEE BOM FINISH:	LEGEND: △ NOTE CALLOUT □ REVISION CHANGE ○ ITEM NUMBER	DWG. NO. 109069-XXXX
	DO NOT SCALE DRAWING	SCALE: 10:1 SIZE: C SHEET 1 OF 2	

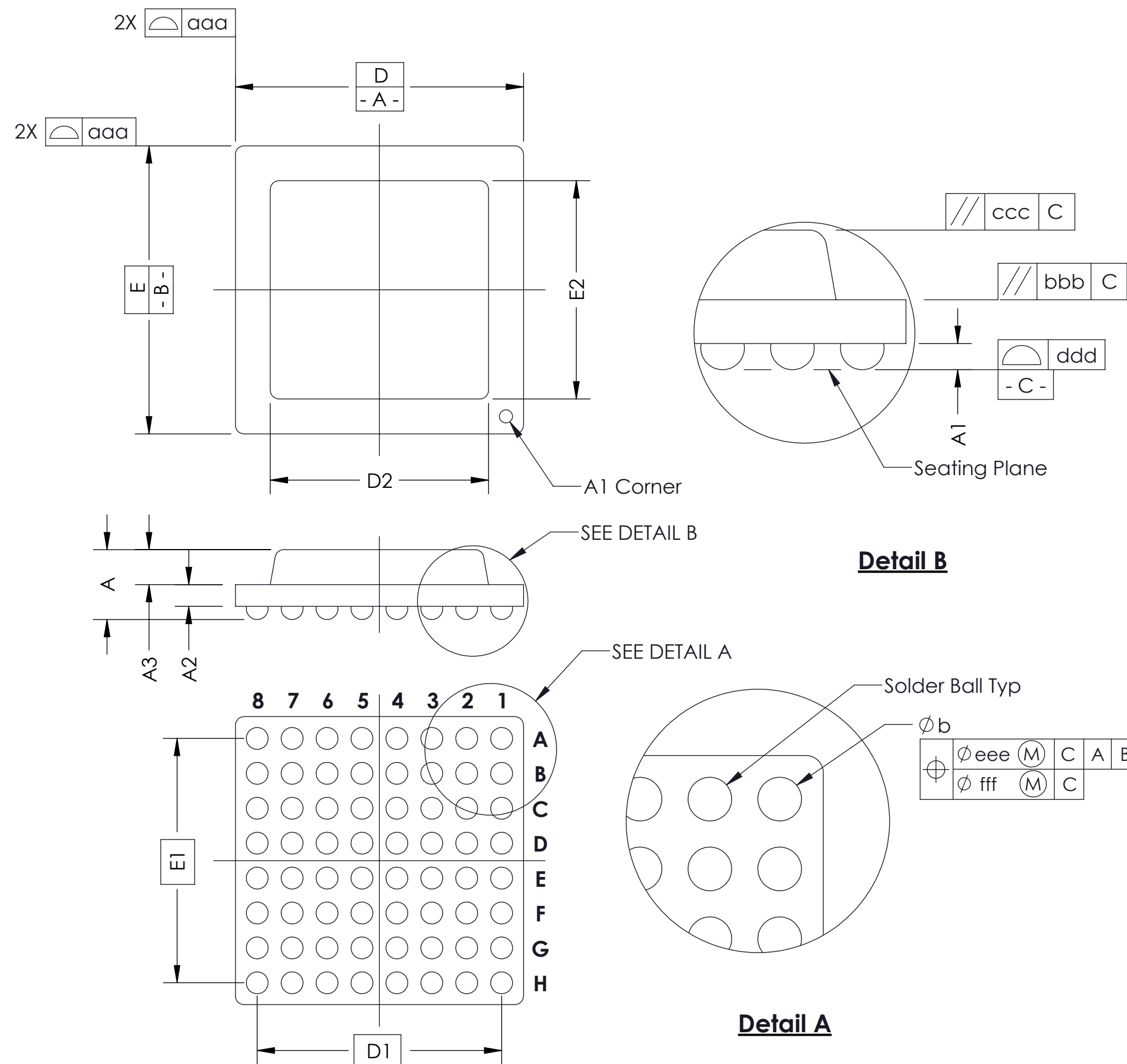
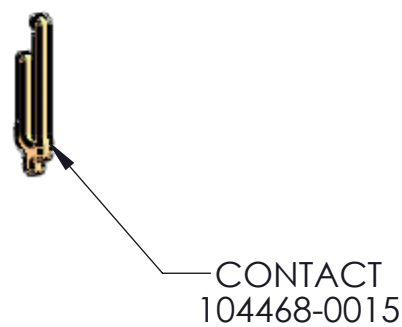
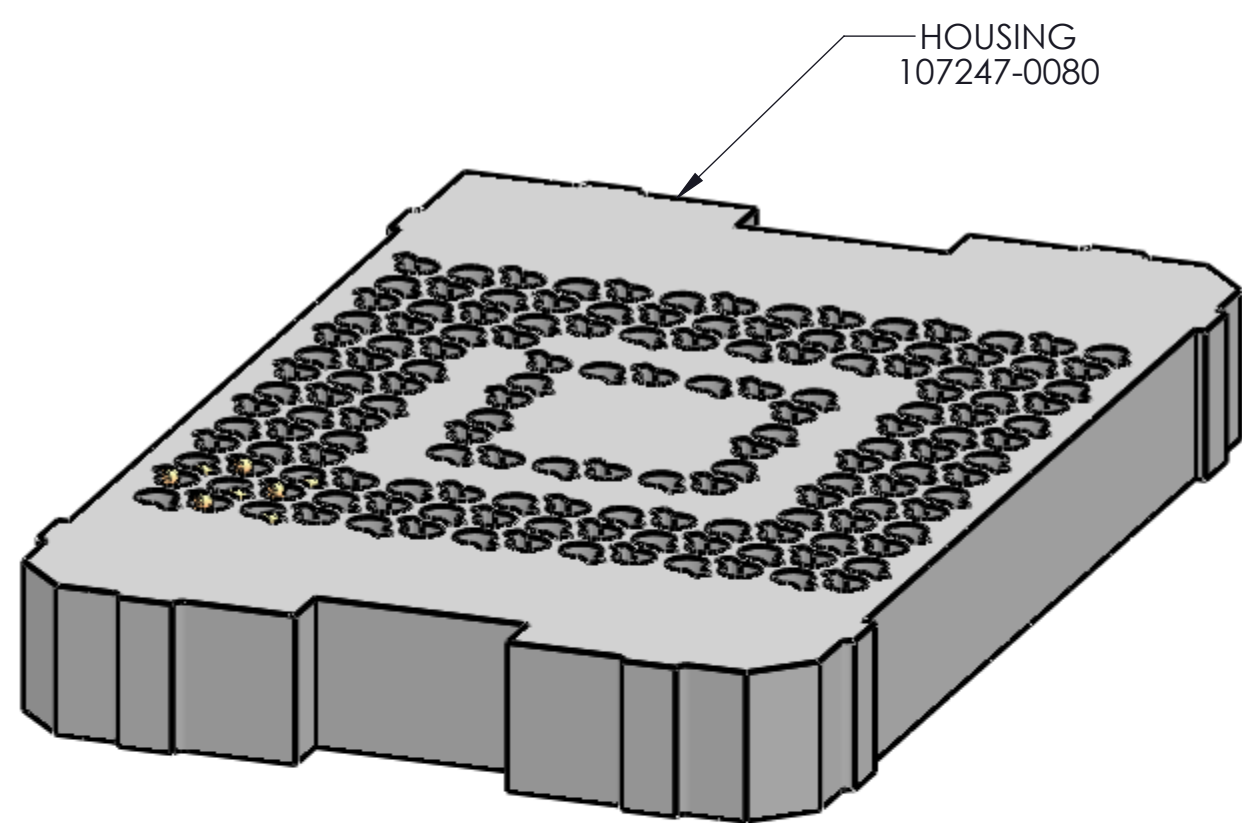
SOCKET FOR DEVICES THAT ARE WITHIN THESE SPECIFICATIONS

Lead Count	N	153	Package Size	D	7.50
Columns	ND	14		E	11.50
Rows	NE	14	Ball Spacing	D1	6.500
Pitch	e	0.500		E1	6.500
Ball Size	b	0.30±0.05	Encapsulant/ Top Size	D2	N/A
Total Thickness	A	N/A		E2	N/A
Ball Height	A1	0.200 MIN	Pattern Style	IRREGULAR	
Substrate Thickness	A2	N/A	Perimeter Rows	N/A	
Top Thickness	A3		Center Array	N/A	

Form Tolerances

Edge	aaa	N/A	Bottom	ddd	N/A
Substrate	bbb	N/A	Position	eee	N/A
Top	ccc	N/A	Position	fff	N/A

* ALL DIMENSIONS ARE IN MILLIMETERS.



Generic Representation with Full Grid Array

<p>HSIO technologies PROPRIETARY AND CONFIDENTIAL</p> <p>THE INFORMATION CONTAINED IN THIS DRAWING IS THE SOLE PROPERTY OF HSIO TECHNOLOGIES, LLC. ANY REPRODUCTION IN PART OR AS A WHOLE WITHOUT THE WRITTEN PERMISSION OF HSIO TECHNOLOGIES, LLC IS PROHIBITED.</p>	UNLESS OTHERWISE SPECIFIED:	NAME	DATE	HSIO TECHNOLOGIES, LLC. 13400 68th AVENUE NORTH MAPLE GROVE, MINNESOTA 55311 763-447-6260	
	DIMENSIONS ARE IN MILLIMETERS	DRAWN	PAR		04/20/16
	TOLERANCES:	CHECKED	NSJ	04/20/16	TITLE: SCKT, 153G40 7.5 X 11.5-0.50
	ANGULAR: ± 1°	LEGEND:			
X.X ±0.25	△ NOTE CALLOUT			DWG. NO. 109069-XXXX	
X.XX ±0.10	◇ REVISION CHANGE				REV A
X.XXX ±0.050	○ ITEM NUMBER			SCALE: 10:1	
INTERPRET GEOMETRIC TOLERANCING PER:				SIZE: C	
MATERIAL	SEE BOM			SHEET 2 OF 2	
FINISH					
DO NOT SCALE DRAWING					