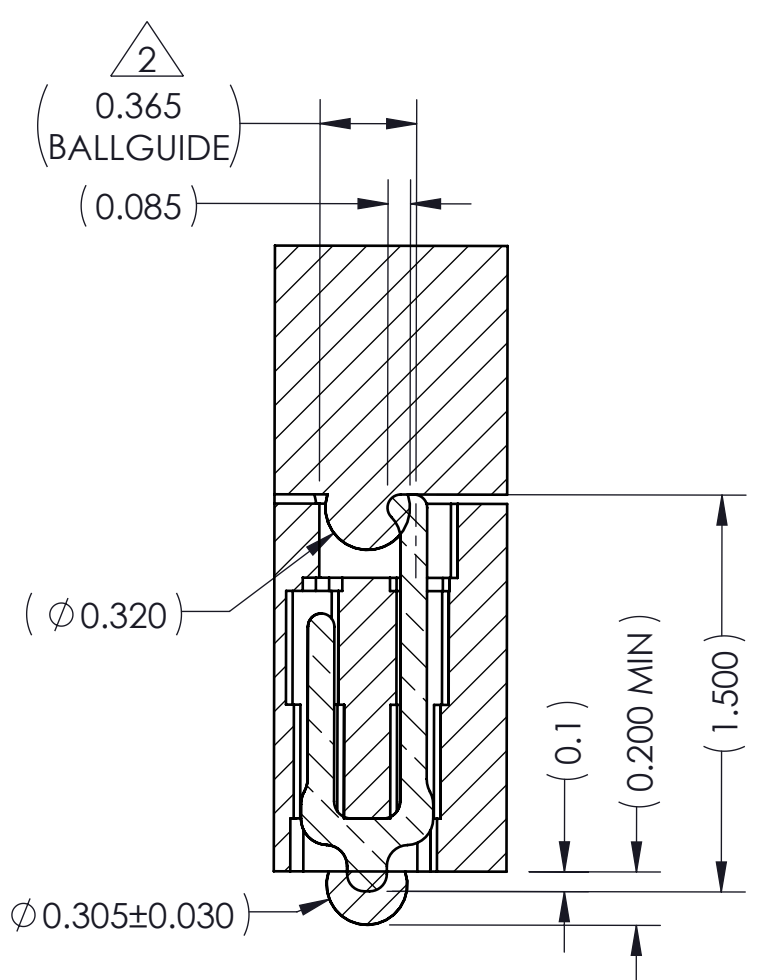
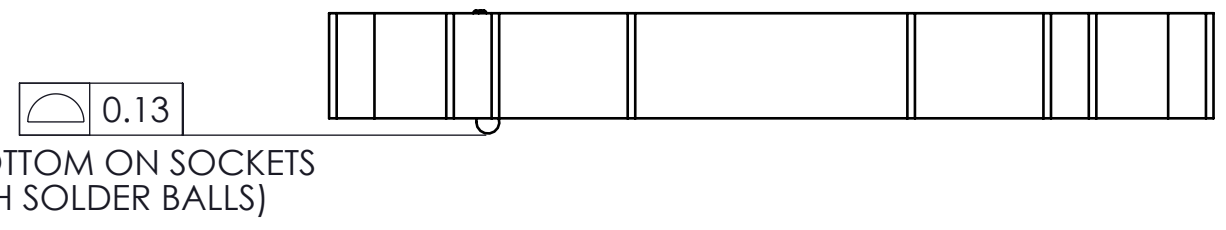
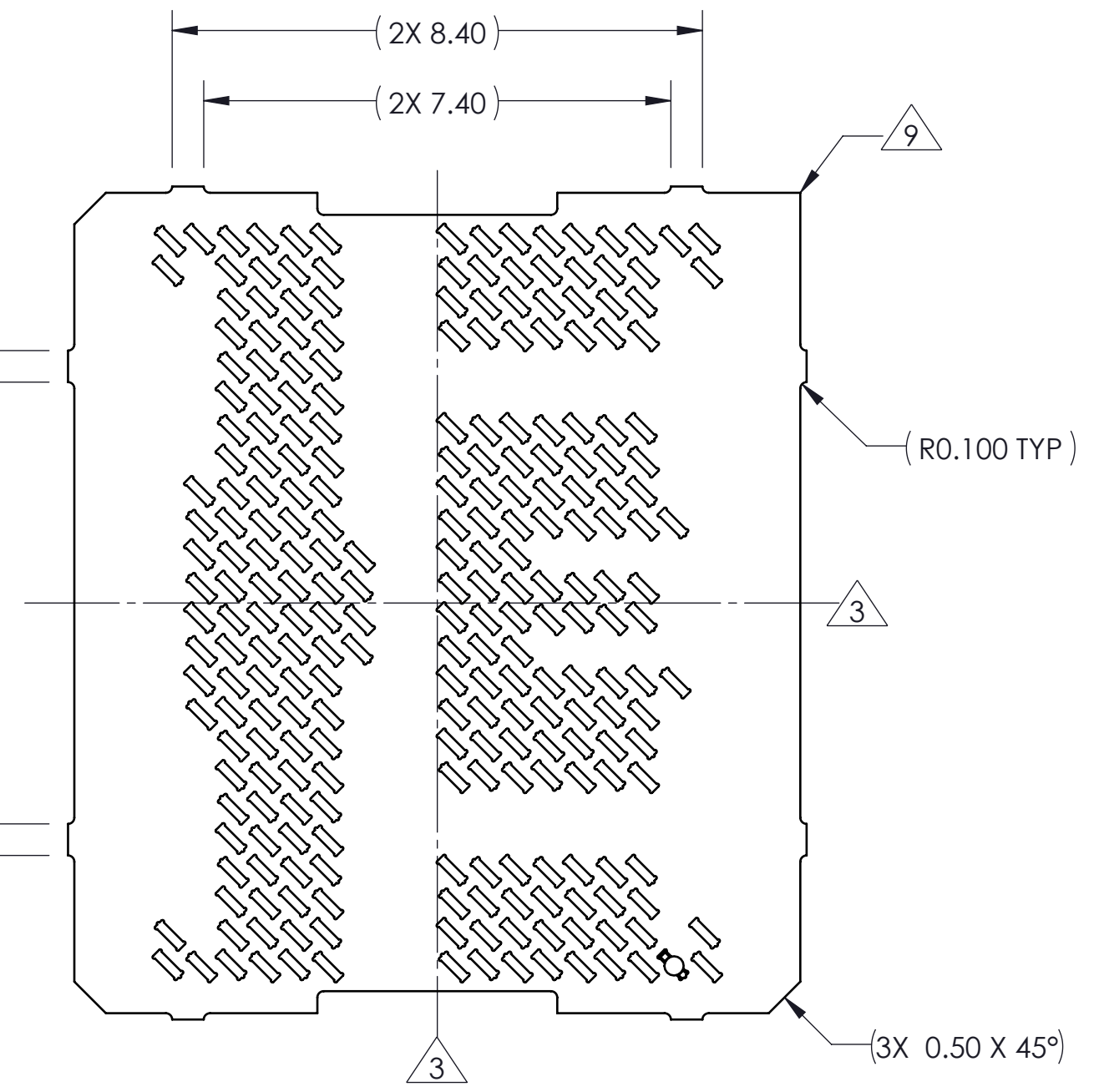
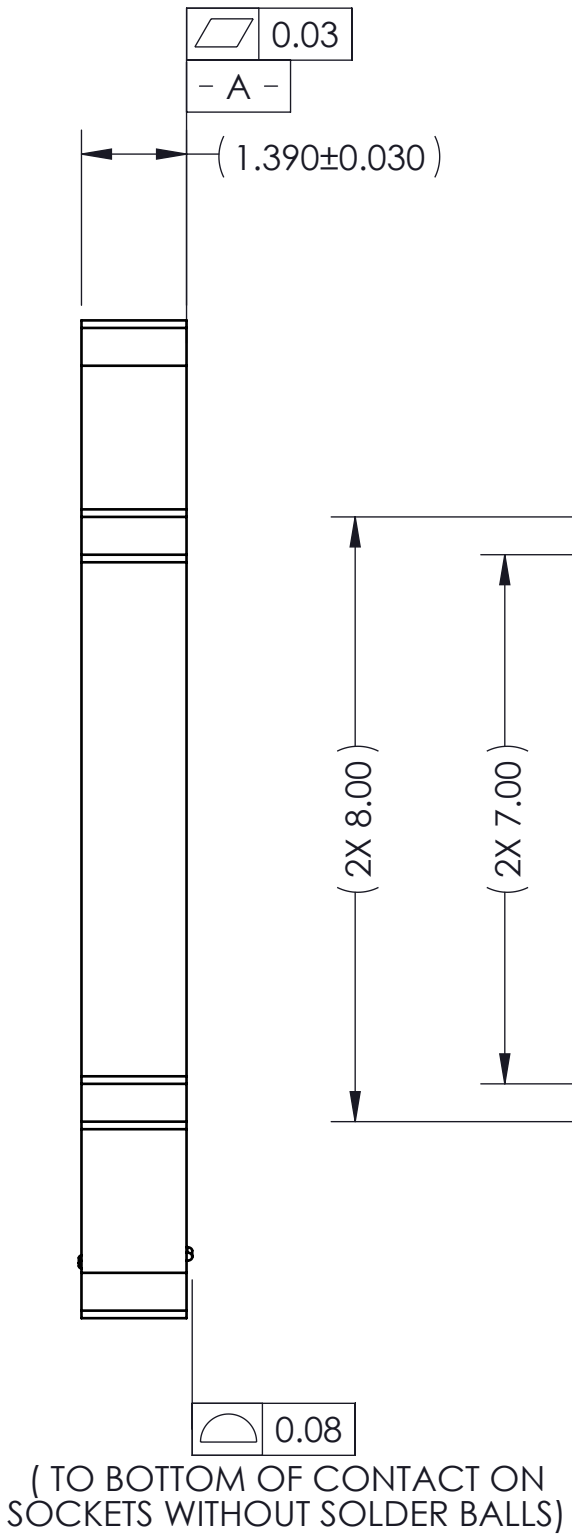
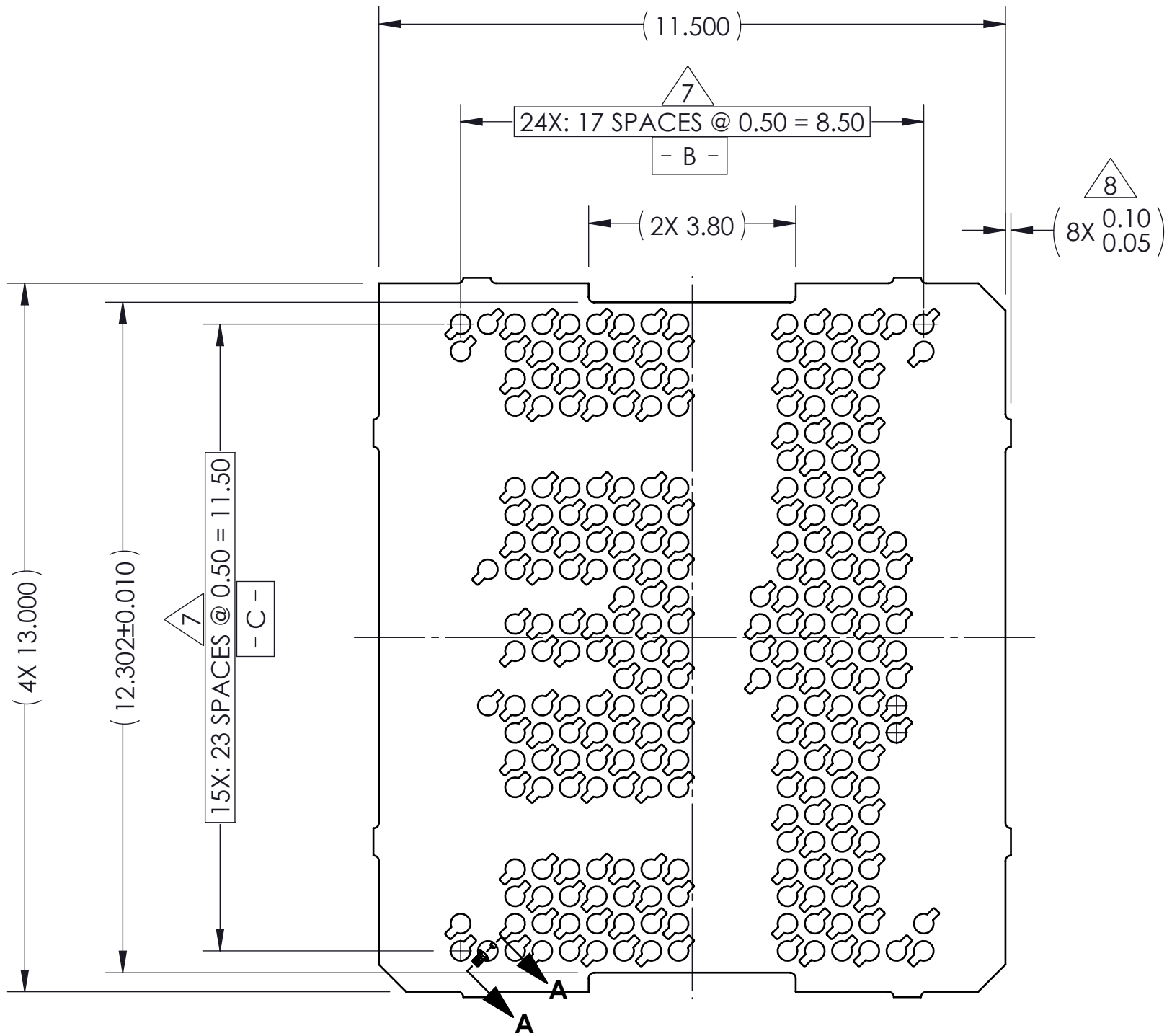


REV	ECO	BY	DESCRIPTION	APV	DATE
A	31813	RS	INITIAL DESIGN	NSJ	08/12/16
B	N/A	JB	Revised drawing and assembly for $\varnothing 0.305$ Ball, Added 0.30 Symmetric tolerance	DJP	8/20/21



SECTION A-A
SCALE: 35:1

PART NUMBER	DESCRIPTION
109081-0001	SCKT, 254G40 11.5 X 13.0-0.50 (EUTECTIC SOLDER BALL)
109081-0002	SCKT, 254G40 11.5 X 13.0-0.50 (SAC305 SOLDER BALL)
109081-0003	SCKT, 254G40 11.5 X 13.0-0.50 (WITHOUT SOLDER BALL)
103864-0128	PRESS DEVICE INSERT, 11.5 X 13.0 (SOLD SEPARATELY)
104553-0424	STENCIL, FLEX, 254G40 11.5 X 13.0-0.50 (SOLD SEPARATELY)
108639-0003	ALIGNMENT FRAME, GRY 11.5X13.0 (SOLD SEPARATELY)
105900-0004	EXTRACTION TOOL, 4 X 53 (SOLD SEPARATELY)

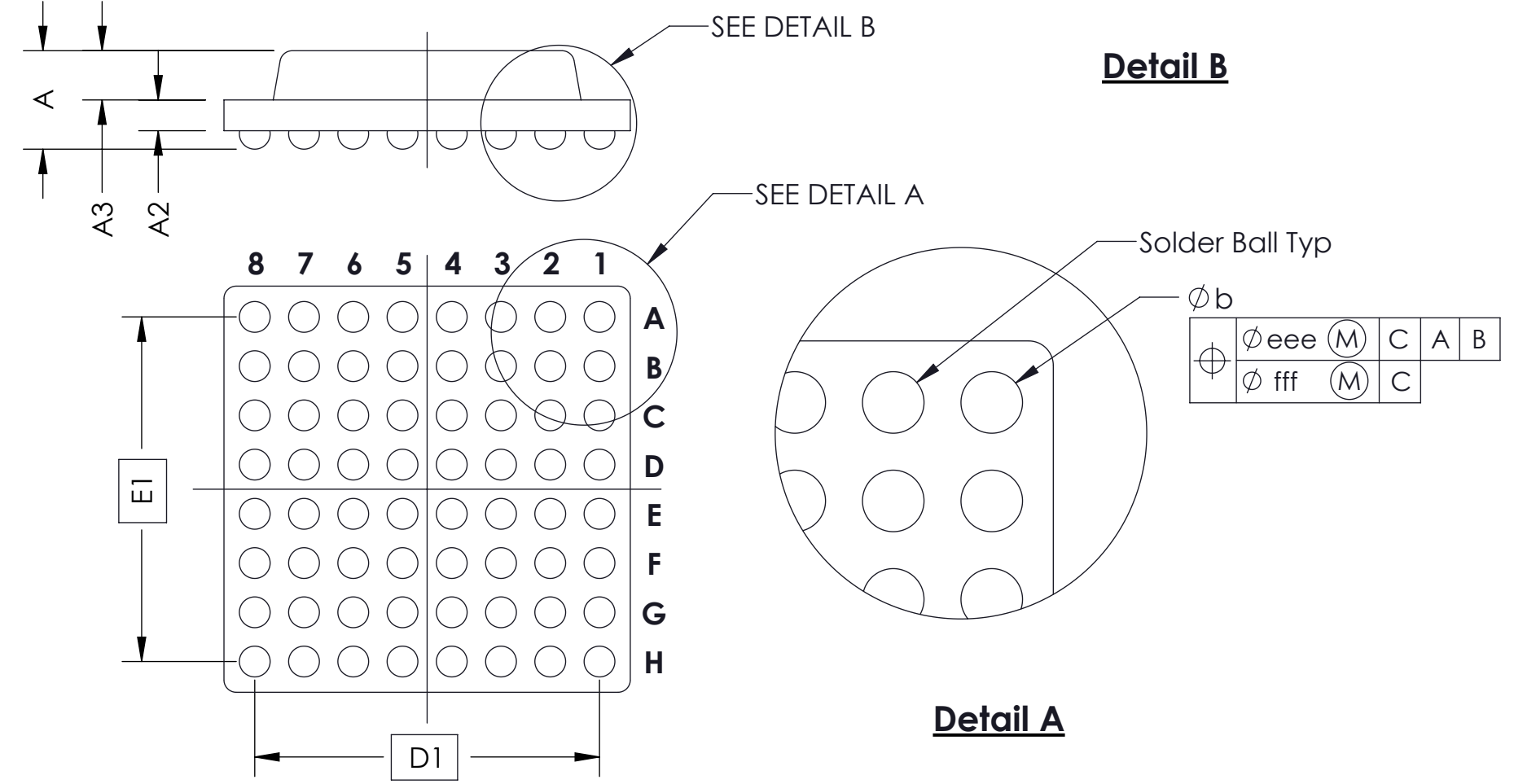
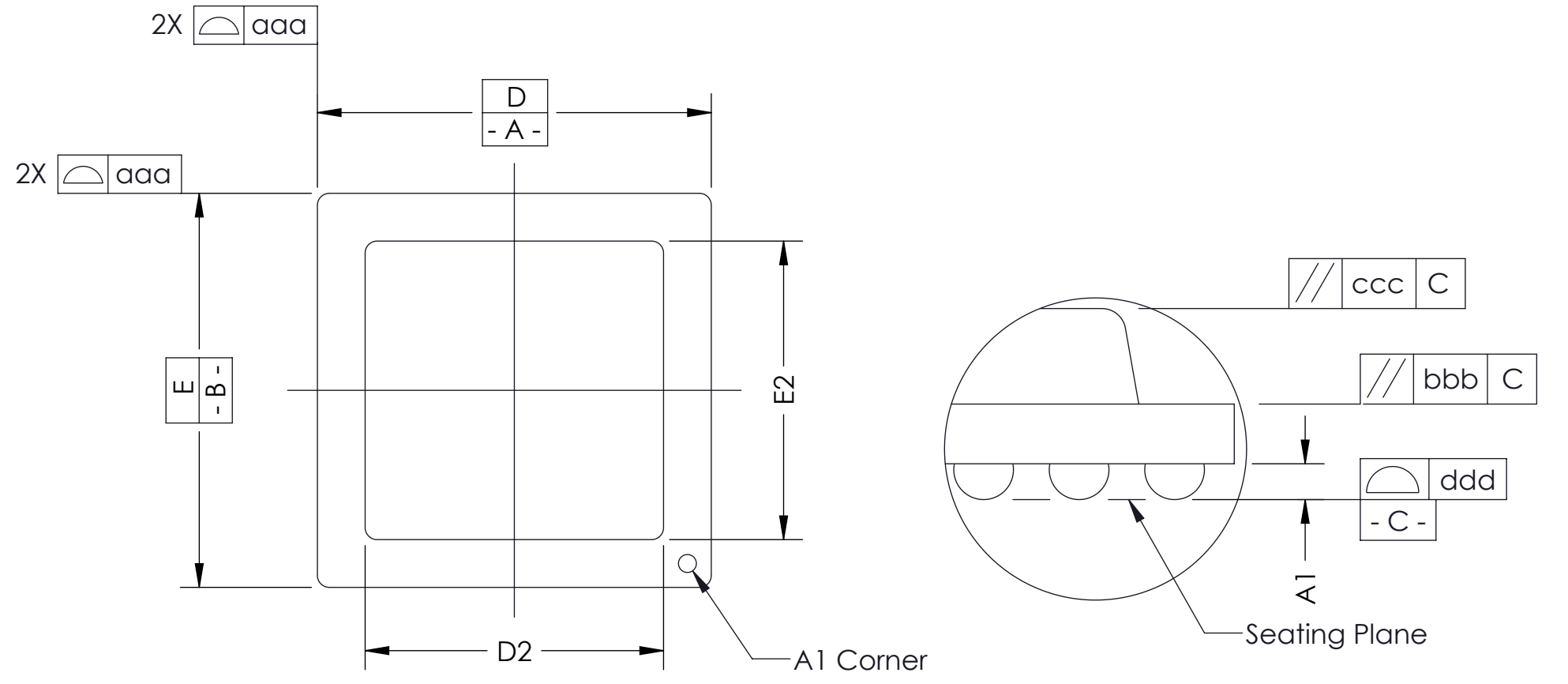
NOTES:

- UNLESS OTHERWISE NOTED, ALL FEATURES LOCATED $\oplus 0.10$ A B C
- DATUM'S - B - AND - C - ARE DETERMINED BY $\varnothing 0.365$ FEATURES ON CORNER SLOTS.
- CENTER OF CONTACT PATTERN.
- REFERENCE HSIO TECHNOLOGIES SPECIFICATION 700001-0001 FOR SOLDER ATTACHMENT.
- REFERENCE HSIO TECHNOLOGIES SPECIFICATION 700001-0002 FOR APPLICATION NOTES.
- DIMENSION LOCATES CENTER OF CONTACT/SLOT.
- TOOLING MARKS PERMITTED. MAXIMUM 0.10 PROTRUSION SHOWN.
- PIN "A1" INDICATOR.

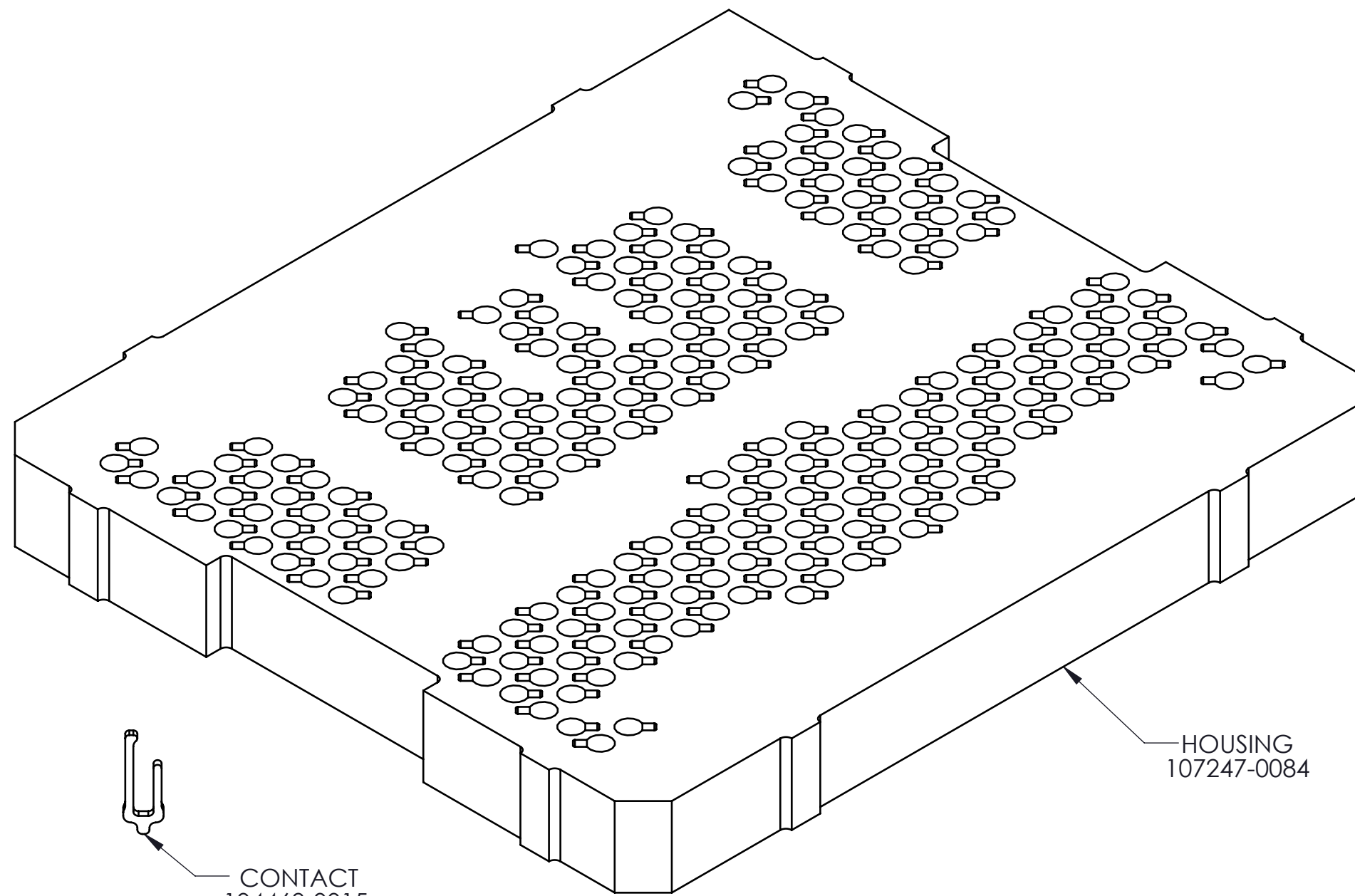
<p>HSIO technologies PROPRIETARY AND CONFIDENTIAL</p> <p>THE INFORMATION CONTAINED IN THIS DRAWING IS THE SOLE PROPERTY OF HSIO TECHNOLOGIES, LLC. ANY REPRODUCTION IN PART OR AS A WHOLE WITHOUT THE WRITTEN PERMISSION OF HSIO TECHNOLOGIES, LLC IS PROHIBITED.</p>	UNLESS OTHERWISE SPECIFIED:	NAME	DATE	HSIO TECHNOLOGIES, LLC. 13400 68th AVENUE NORTH MAPLE GROVE, MINNESOTA 55311 763-447-6260	
	DIMENSIONS ARE IN MILLIMETERS	DRAWN	RS		08/12/16
	TOLERANCES:	CHECKED	NSJ	08/12/16	TITLE: SCKT, 254G40 11.5 X 13.0-0.50
	ANGULAR: $\pm 1^\circ$ X.X ± 0.25 X.XX ± 0.10 X.XXX ± 0.050	LEGEND:	DWG. NO. 109081-XXXX		
INTERPRET GEOMETRIC TOLERANCING PER:	△ NOTE CALLOUT □ REVISION CHANGE ○ ITEM NUMBER	REV B		SCALE: 10:1 SIZE: C SHEET 1 OF 2	
MATERIAL	SEE BOM				
FINISH					
DO NOT SCALE DRAWING					

SOCKET FOR DEVICES THAT ARE WITHIN THESE SPECIFICATIONS					
Lead Count	N	254	Package Size	D	11.50
Columns	ND	16		E	13.00
Rows	NE	24	Ball Spacing	D1	8.500
Pitch	e	0.50		E1	11.500
Ball Size	b	0.30±0.050	Encapsulant/ Top Size	D2	N/A
Total Thickness	A	N/A		E2	N/A
Ball Height	A1	0.200 MIN	Pattern Style	IRREGULAR	
Substrate Thickness	A2	N/A	Perimeter Rows	N/A	
Top Thickness	A3		Center Array	N/A	
Form Tolerances					
Edge	aaa	N/A	Bottom	ddd	N/A
Substrate	bbb	N/A	Position	eee	N/A
top	ccc	N/A	Position	fff	N/A

ALL DIMENSIONS IN MILLIMETERS.



Generic Representation with Full Grid Array



CONTACT
104468-0015

HOUSING
107247-0084

<p>HSIO technologies PROPRIETARY AND CONFIDENTIAL</p> <p>THE INFORMATION CONTAINED IN THIS DRAWING IS THE SOLE PROPERTY OF HSIO TECHNOLOGIES, LLC. ANY REPRODUCTION IN PART OR AS A WHOLE WITHOUT THE WRITTEN PERMISSION OF HSIO TECHNOLOGIES, LLC IS PROHIBITED.</p>	UNLESS OTHERWISE SPECIFIED:	NAME	DATE	HSIO TECHNOLOGIES, LLC. 13400 68th AVENUE NORTH MAPLE GROVE, MINNESOTA 55311 763-447-6260	
	DIMENSIONS ARE IN MILLIMETERS	DRAWN	RS		08/12/16
	TOLERANCES:	CHECKED	NSJ	08/12/16	TITLE: SCKT, 254G40 11.5 X 13.0-0.50
	ANGULAR: ± 1°	LEGEND:			
X.X ±0.25	INTERPRET GEOMETRIC TOLERANCING PER:	△	NOTE CALLOUT	SCALE: 10:1 SIZE: C SHEET 2 OF 2	
X.XX ±0.10	MATERIAL	◇	REVISION CHANGE		
X.XXX ±0.050	FINISH	○	ITEM NUMBER		
	DO NOT SCALE DRAWING				