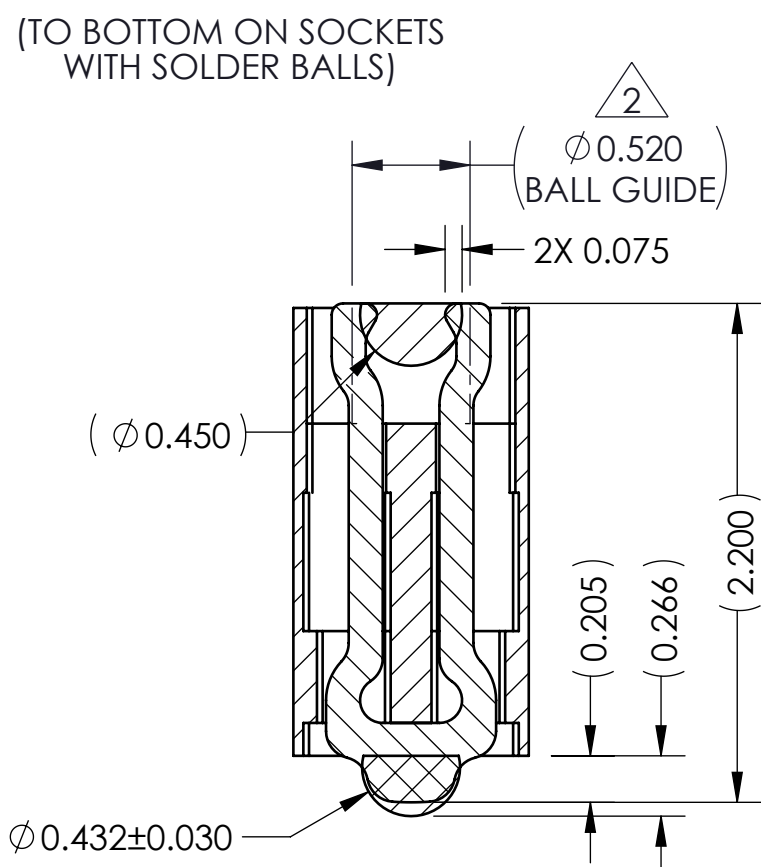
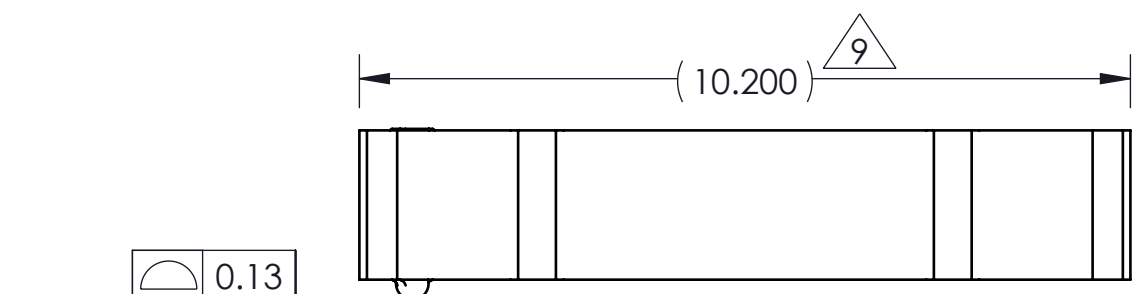
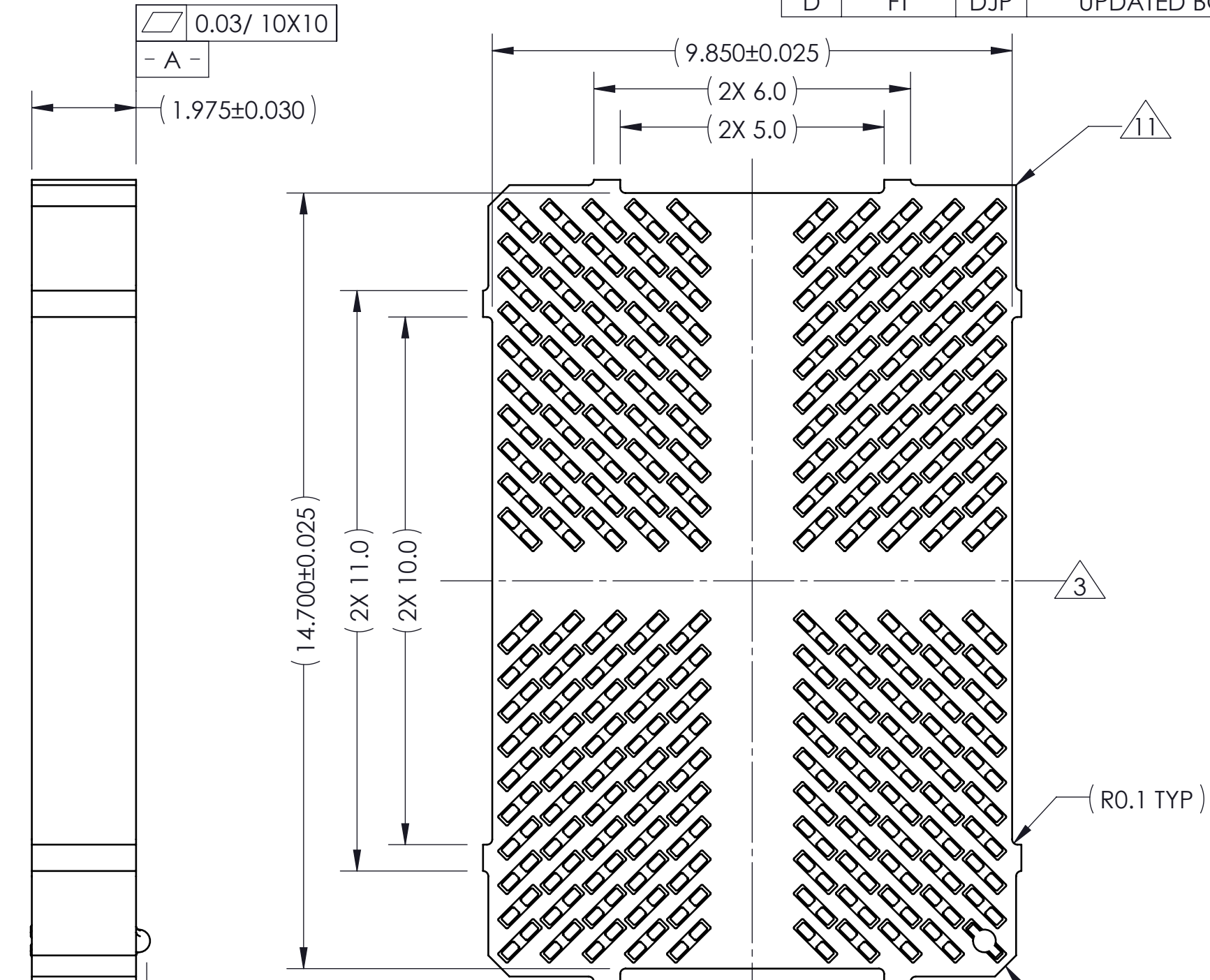
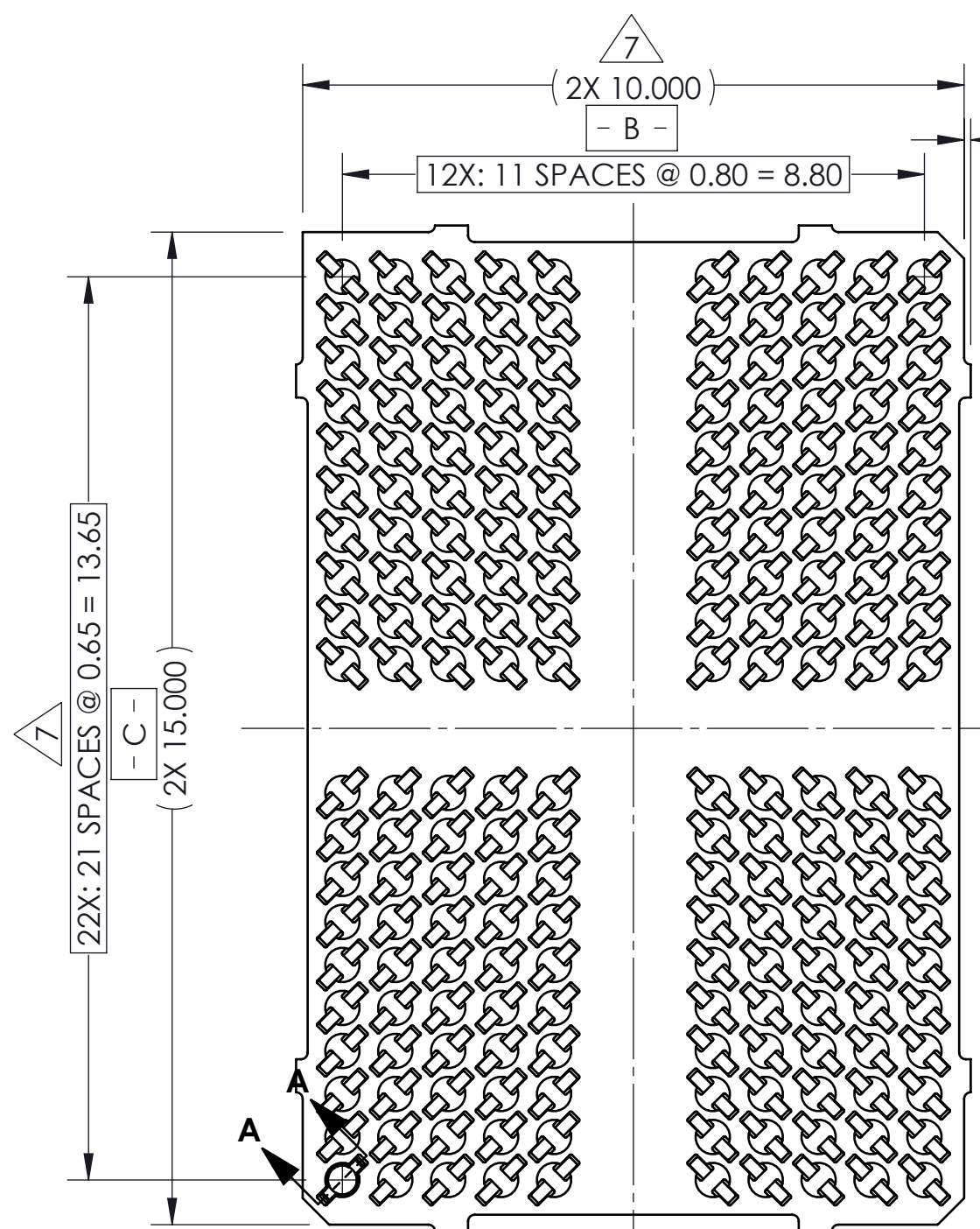


REV	ECO	BY	DESCRIPTION	APV	DATE
A	5282	AJN	INITIAL DESIGN	JB	1/4/20
B	FT	DJP	UPDATED PRESS DEV 103864-0025 TO 103864-0059	RS	10/12/20
C	FT	DJP	UPDATED BOTTOM SB FROM 0.50 TO 0.45	RS	5/27/21
D	FT	DJP	UPDATED BOTTOM SB FROM 0.45 TO 0.432	RS	9/16/21



(TO BOTTOM OF CONTACT ON SOCKETS WITHOUT SOLDER BALLS)

(TO BOTTOM ON SOCKETS WITH SOLDER BALLS)

NOTES:

- UNLESS OTHERWISE NOTED, ALL FEATURES LOCATED $\oplus 0.10$ A B C
- DATUM'S B AND C ARE DETERMINED BY $\phi 0.520$ FEATURES ON CORNER SLOTS.
- CENTER OF CONTACT/SOLDER BALL PATTERN.
- REFERENCE IRONWOOD ELECTRONICS SPECIFICATION 700001-0001 FOR SOLDER ATTACHMENT.
- REFERENCE IRONWOOD ELECTRONICS SPECIFICATION 700001-0002 FOR APPLICATION NOTES.
- DIMENSION LOCATES CENTER OF CONTACT/SLOT.
- TOOLING MARKS PERMITTED. MAXIMUM 0.10 PROTRUSION SHOWN.
- DIMENSION INCLUDES 0.10 PROTRUSION.
- ALL CONTACTS/SOLDER BALLS ARE NOT SHOWN TO MINIMIZE FILE SIZE.
- "A1" CORNER.

PART NUMBER	DESCRIPTION
GR1002-0001	SCKT, 200GRY 10X15-0.80X0.65 (Sn63/Pb37 SOLDER BALLS)
GR1002-0002	SCKT, 200GRY 10X15-0.80X0.65 (SAC305 SOLDER BALLS)
GR1002-0003	SCKT, 200GRY 10X15-0.80X0.65 (WITHOUT SOLDER BALLS)
103864-0059	PRESS DEVICE INSERT, 10.0 X 14.4 (SOLD SEPARATELY)
104553-0546	STENCIL, FLEX, 200GRY 10X15-0.80X0.65 (SOLD SEPARATELY)
105900-0004	EXTRACTION TOOL, 4 X 53 (SOLD SEPARATELY)
108639-0048	ALIGNMENT FRAME, GRY 10.0 X 15.0 (SOLD SEPARATELY)

PROPRIETARY AND CONFIDENTIAL

THE INFORMATION CONTAINED IN THIS DRAWING IS THE SOLE PROPERTY OF IRONWOOD ELECTRONICS, INC. ANY REPRODUCTION IN PART OR AS A WHOLE WITHOUT THE WRITTEN PERMISSION OF IRONWOOD ELECTRONICS, INC IS PROHIBITED.

UNLESS OTHERWISE SPECIFIED:
 DIMENSIONS ARE IN MILLIMETERS
 TOLERANCES:
 ANGULAR: $\pm 1^\circ$
 X.X ± 0.25
 X.XX ± 0.10
 X.XXX ± 0.050

INTERPRET GEOMETRIC TOLERANCING PER:
 MATERIAL
 SEE B.O.M
 FINISH

DO NOT SCALE DRAWING

	NAME	DATE
DRAWN	AJN	1/4/20
CHECKED	JB	1/4/20

LEGEND:
 △ NOTE CALLOUT
 □ REVISION CHANGE
 ○ ITEM NUMBER

IRONWOOD ELECTRONICS, INC.
 1335 EAGANDALE COURT
 EAGAN, MINNESOTA 55121
 952-229-8200

TITLE:
 SCKT, 200GRY 10X15-0.80X0.65

DWG. NO. **GR1002-XXXX** REV **D**

SCALE: 10:1 SIZE: C SHEET 1 OF 2

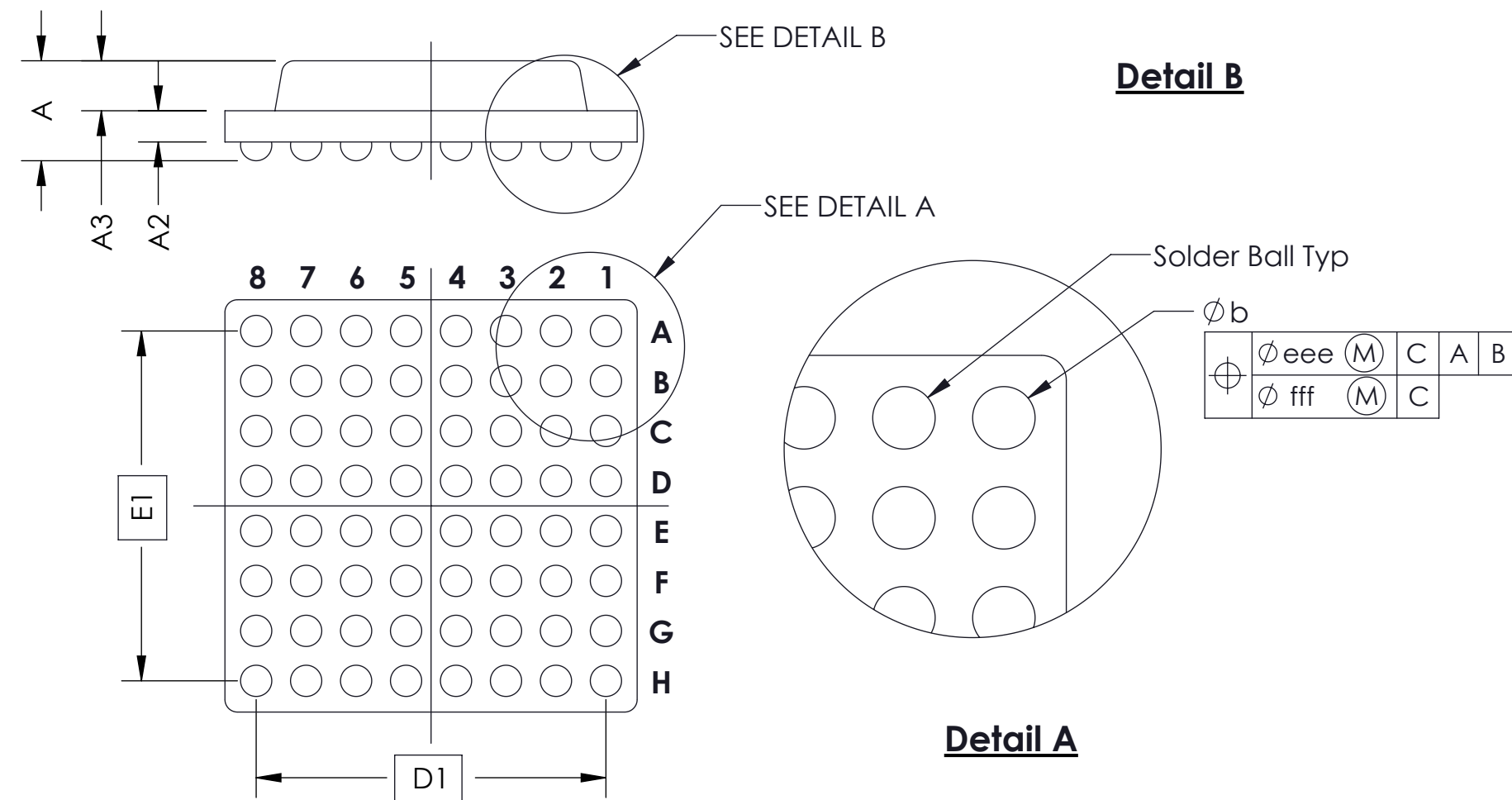
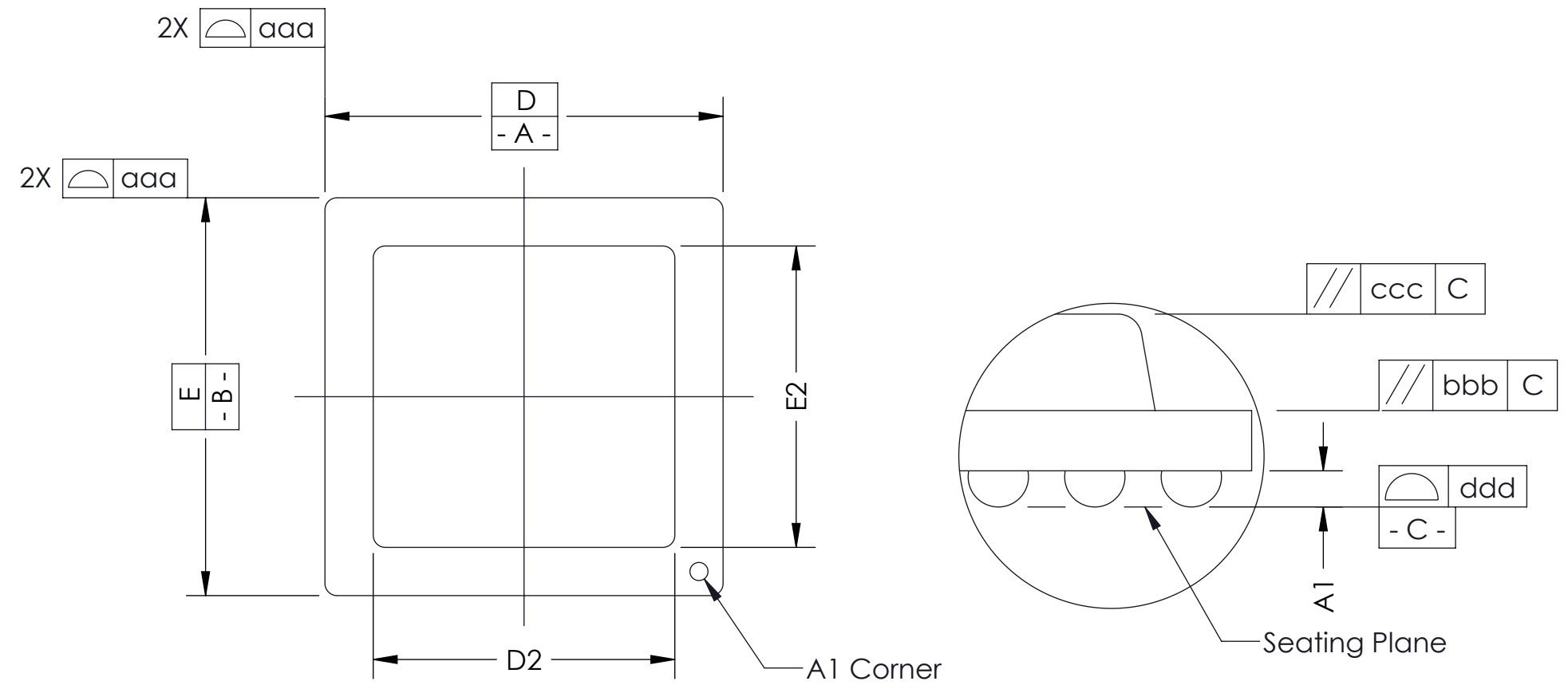
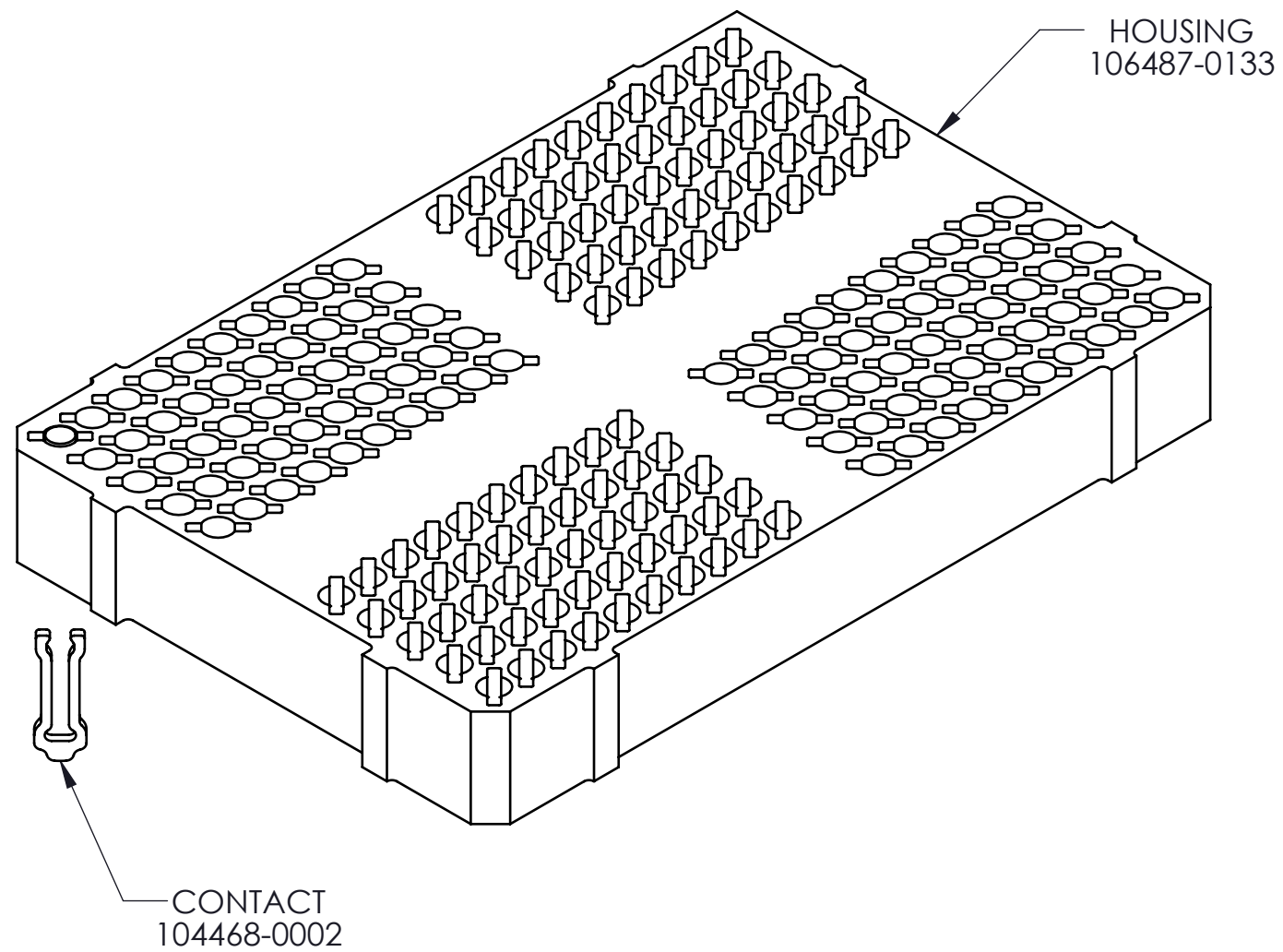
SOCKET FOR DEVICES THAT ARE WITHIN THESE SPECIFICATIONS

Lead Count	N	200	Package Size	D	10.00
Columns	ND	10		E	15.00
Rows	NE	20	Ball Spacing	D1	8.800
Pitch	e	0.80X0.65		E1	13.650
Ball Size	b	0.45±0.05	Encapsulant/ Top Size	D2	N/A
Total Thickness	A	N/A		E2	N/A
Ball Height	A1	0.275 MIN	Pattern Style	IRREGULAR	
Substrate Thickness	A2	N/A	Perimeter Rows	N/A	
Top Thickness	A3		Center Array	N/A	

Form Tolerances

Edge	aaa	0.20	Bottom	ddd	0.15
Substrate	bbb	0.20	Position	eee	0.20
Top	ccc	0.20	Position	fff	0.10

* ALL DIMENSIONS ARE IN MILLIMETERS.



Generic Representation with Full Grid Array

<p>PROPRIETARY AND CONFIDENTIAL</p> <p>THE INFORMATION CONTAINED IN THIS DRAWING IS THE SOLE PROPERTY OF IRONWOOD ELECTRONICS, INC. ANY REPRODUCTION IN PART OR AS A WHOLE WITHOUT THE WRITTEN PERMISSION OF IRONWOOD ELECTRONICS, INC IS PROHIBITED.</p>	UNLESS OTHERWISE SPECIFIED: DIMENSIONS ARE IN MILLIMETERS TOLERANCES: ANGULAR: ± 1° X.X ±0.25 X.XX ±0.10 X.XXX ±0.050	NAME: AJN DATE: 1/4/20 CHECKED: AJN DATE: 1/4/20	IRONWOOD ELECTRONICS, INC. 1335 EAGANDALE COURT EAGAN, MINNESOTA 55121 952-229-8200	
	INTERPRET GEOMETRIC TOLERANCING PER: MATERIAL: SEE B.O.M. FINISH:	LEGEND: △ NOTE CALLOUT □ REVISION CHANGE ○ ITEM NUMBER	TITLE: SCKT, 200GRY 10X15-0.80X0.65	
	DO NOT SCALE DRAWING	DWG. NO. GR1002-XXXX REV D		
	SCALE: 10:1 SIZE: C SHEET 2 OF 2			