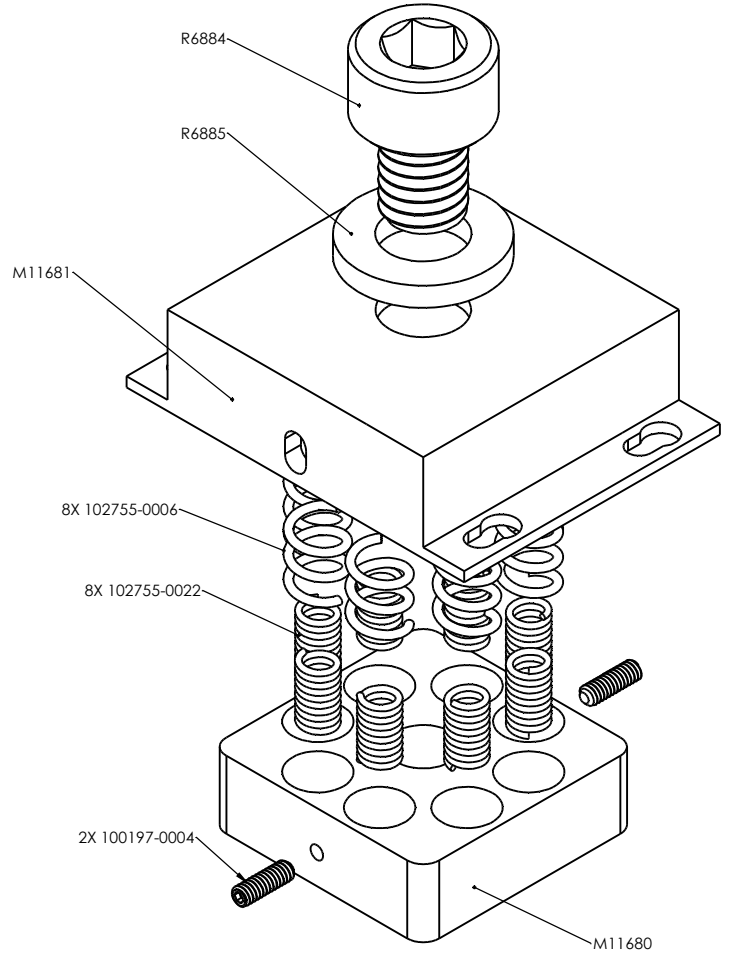
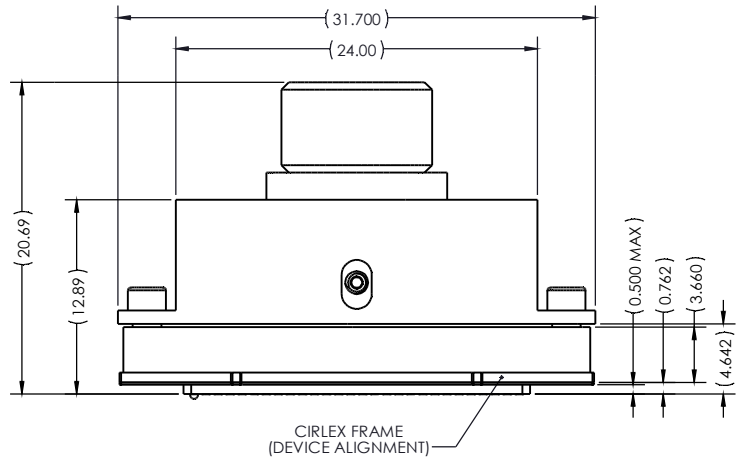
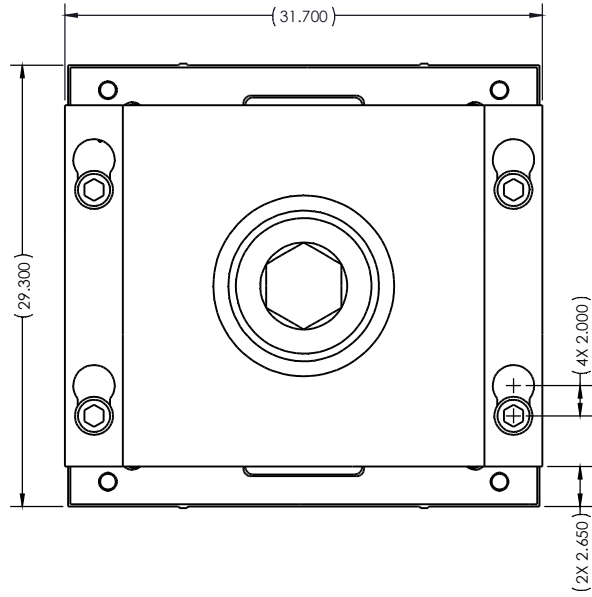


REV	ECO	BY	DESCRIPTION	APV	DATE
A	8339	DJP	INITIAL DESIGN	RS	2/26/24



SLIDING LID ASSEMBLY

PART NUMBER	DESCRIPTION
GR1293-0001	SCKT, 784GTNZ 23.0X23.0-0.80, EUT (EUTECTIC SOLDER BALL)
GR1293-0002	SCKT, 784GTNZ 23.0X23.0-0.80, SAC305 (SAC305 SOLDER BALL)
GR1293-0003	SCKT, 784GTNZ 23.0X23.0-0.80, W/O (WITHOUT SOLDER BALL)
108810-0053	ASSY, LID, 23.0X23.0, 6.35, KL (SOLD SEPARATELY)
104553-0738	STEN, FLEX, 784BGA 23.0X23.0-0.80 (SOLD SEPARATELY)

PROPRIETARY AND CONFIDENTIAL
 THE INFORMATION CONTAINED IN THIS DRAWING IS THE SOLE PROPERTY OF IRONWOOD ELECTRONICS, INC. ANY REPRODUCTION IN PART OR AS A WHOLE WITHOUT THE WRITTEN PERMISSION OF IRONWOOD ELECTRONICS, INC IS PROHIBITED.

UNLESS OTHERWISE SPECIFIED:
 DIMENSIONS ARE IN MILLIMETERS
 TOLERANCES:
 ANGULAR: ±1°
 XX ±0.25
 XXX ±0.10
 XXXX ±0.050

INTERPRET GEOMETRIC TOLERANCING PER:
 MATERIAL
 SEE B.O.M
 FINISH

DO NOT SCALE DRAWING

NAME	DATE
DJP	2/26/24
CHECKED	RS
RS	2/26/24

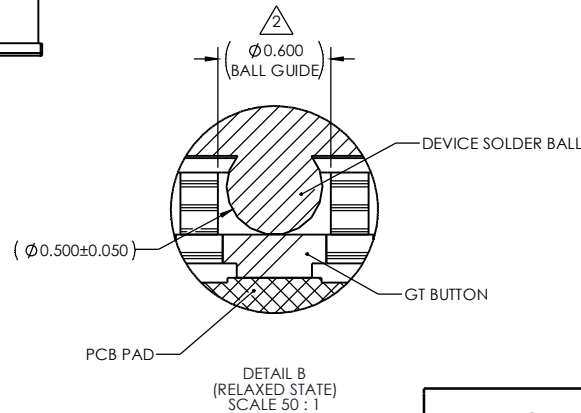
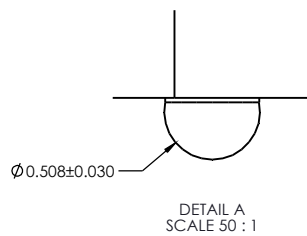
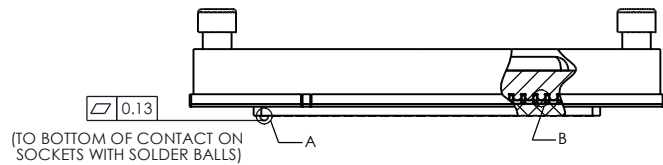
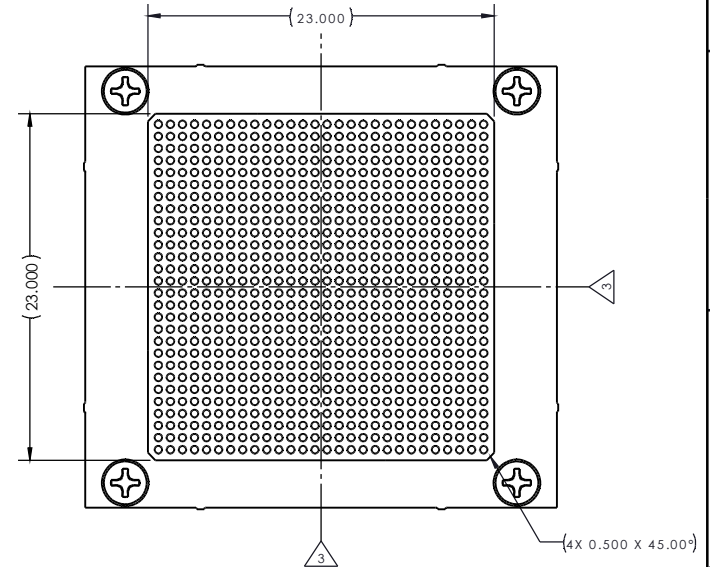
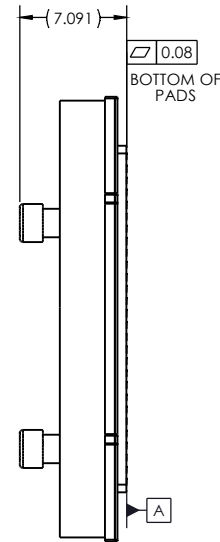
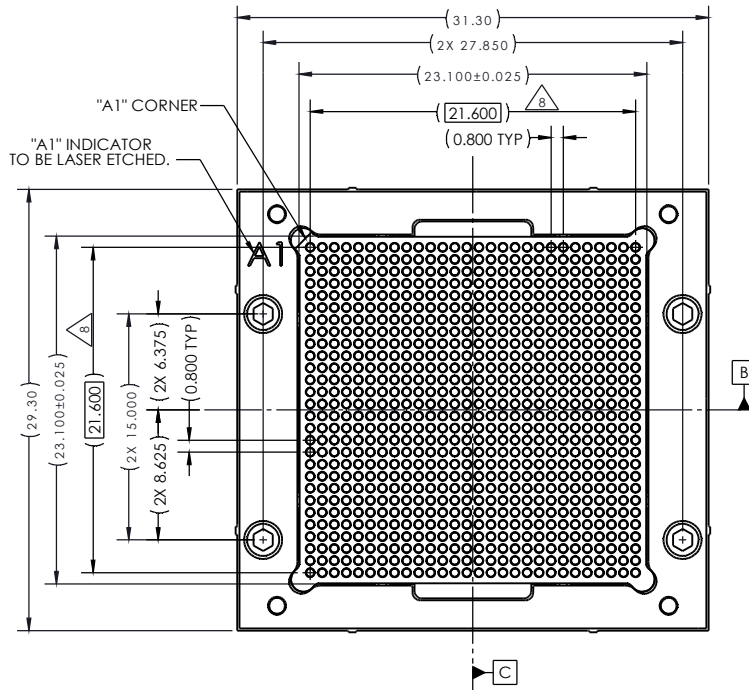
LEGEND:
 △ NOTE CALLOUT
 ○ REVISION CHANGE
 ○ ITEM NUMBER

IRONWOOD ELECTRONICS, INC.
 1335 EAGANDALE COURT
 EAGAN, MINNESOTA 55121
 952-229-8200

TITLE:
**SCKT, 784NZGT
 23.0X23.0-0.80, KL**

DWG. NO. **GR1293-XXXX** REV **A**

SCALE: 4:1 SIZE: C SHEET 1 OF 3



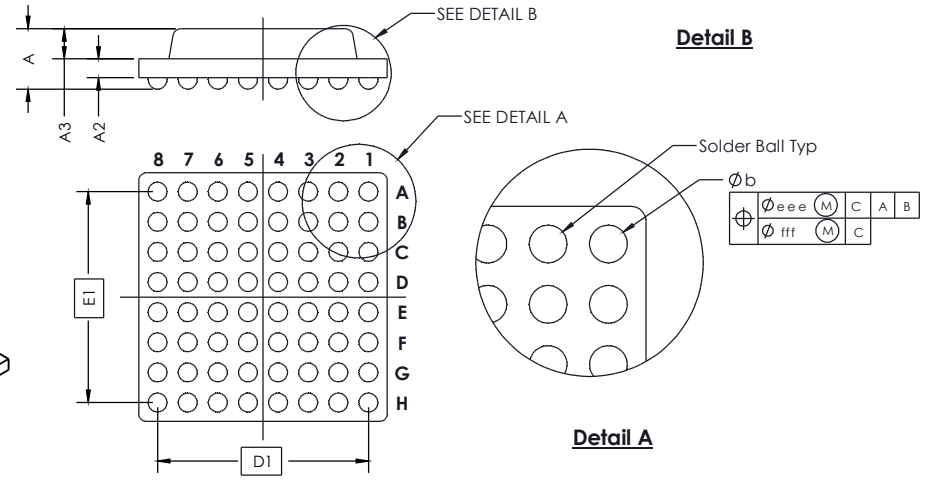
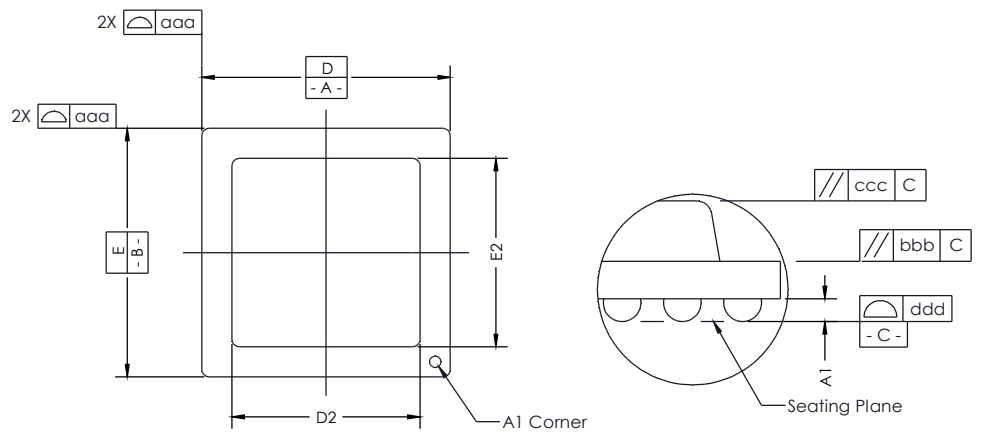
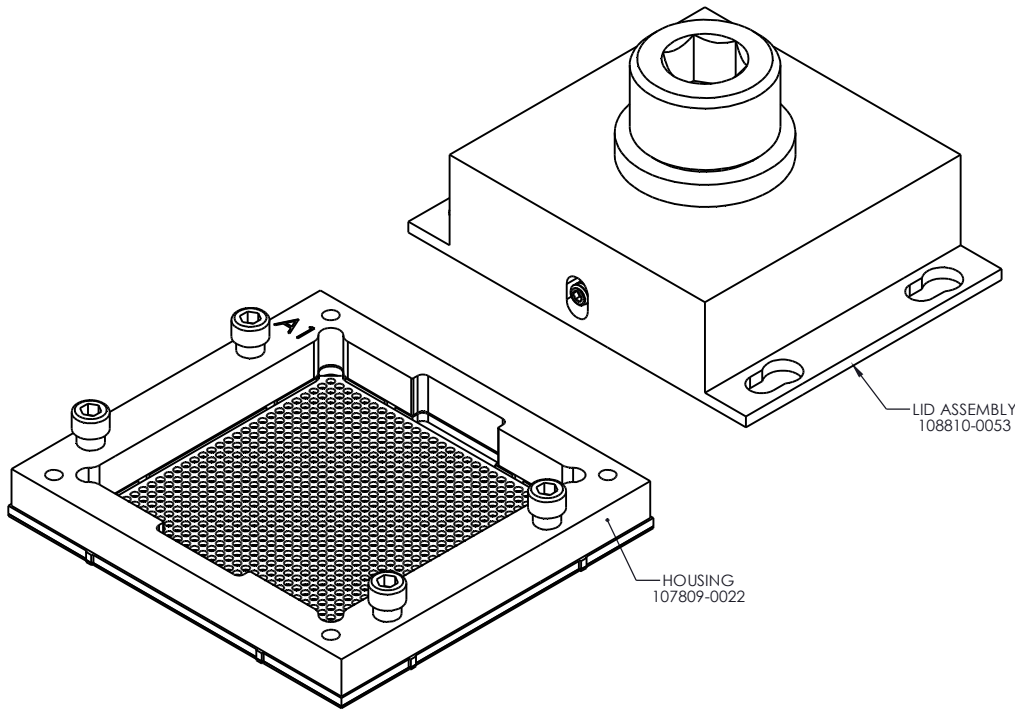
NOTES:

- UNLESS OTHERWISE NOTED, ALL FEATURES LOCATED $\oplus 0.10$ A B C
- DATUM'S [B] AND [C] ARE DETERMINED BY Ø 0.600 FEATURES ON CORNER SLOTS.
- CENTER OF CONTACT PATTERN.
- REFERENCE IRONWOOD ELECTRONICS SPECIFICATION 700001-0001 FOR SOLDER ATTACHMENT.
- REFERENCE IRONWOOD ELECTRONICS SPECIFICATION 700001-0002 FOR APPLICATION NOTES.
- ALL CONTACTS/SOLDER BALLS ARE NOT SHOWN TO MINIMIZE FILE SIZE.
- DIMENSION LOCATES CENTER OF CONTACT/SLOT.
- FOOTPRINT PART NUMBER IS 104311-0485.

<p>PROPRIETARY AND CONFIDENTIAL THE INFORMATION CONTAINED IN THIS DRAWING IS THE SOLE PROPERTY OF IRONWOOD ELECTRONICS, INC. ANY REPRODUCTION IN PART OR AS A WHOLE WITHOUT THE WRITTEN PERMISSION OF IRONWOOD ELECTRONICS, INC IS PROHIBITED.</p>	UNLESS OTHERWISE SPECIFIED:		NAME	DATE	IRONWOOD ELECTRONICS, INC. 1335 EAGANDALE COURT EAGAN, MINNESOTA 55121 952-229-8200	
	DIMENSIONS ARE IN MILLIMETERS		DRAWN	DJP		2/26/24
	TOLERANCES:		CHECKED	RS		2/26/24
	ANGULAR: ±1° XX ±0.25 XXX ±0.10 XXXX ±0.050		LEGEND:			TITLE: SCKT, 784NZGT 23.0X23.0-0.80, KL DWG. NO. _____ REV _____ GR1293-XXXX A
INTERPRET GEOMETRIC TOLERANCING PER:		△ NOTE CALLOUT ○ REVISION CHANGE ○ ITEM NUMBER				
MATERIAL		DO NOT SCALE DRAWING		SCALE: 4:1	SIZE: C	
SEE B.O.M				SHEET 2 OF 3		
FINISH						

SOCKET FOR DEVICES THAT ARE WITHIN THESE SPECIFICATIONS					
Ball Count	N	784	Package Size	D	23.00
Columns	ND	28		E	23.00
Rows	NE	28	Ball Spacing	D1	21.600
Pitch	e	0.80		E1	21.600
Ball Size	b	0.51 ±0.05	Encapsulant/ Top Size	D2	18.8
Total Thickness	A	2.884 MAX		E2	18.8
Ball Height	A1	0.270 MIN	Pattern Style	FULL ARRAY	
Substrate Thickness	A2	2.614 MAX	Perimeter Rows	N/A	
Top Thickness	A3		Center Array	N/A	

* ALL DIMENSIONS ARE IN MILLIMETERS.



Generic Representation with Full Grid Array

<p>PROPRIETARY AND CONFIDENTIAL</p> <p>THE INFORMATION CONTAINED IN THIS DRAWING IS THE SOLE PROPERTY OF IRONWOOD ELECTRONICS, INC. ANY REPRODUCTION IN PART OR AS A WHOLE WITHOUT THE WRITTEN PERMISSION OF IRONWOOD ELECTRONICS, INC IS PROHIBITED.</p>	UNLESS OTHERWISE SPECIFIED:	NAME	DATE	IRONWOOD ELECTRONICS, INC. 1335 EAGANDALE COURT EAGAN, MINNESOTA 55121 952-229-8200	
	DIMENSIONS ARE IN MILLIMETERS TOLERANCES: ANGULAR: ±1° XX ±0.25 XXX ±0.10 XXXX ±0.050	DRAWN	DJP		2/26/24
	INTERPRET GEOMETRIC TOLERANCING PER:	CHECKED	RS		2/26/24
	MATERIAL SEE B.O.M FINISH	LEGEND:			TITLE:
DO NOT SCALE DRAWING	△ NOTE CALLOUT	○ REVISION CHANGE	○ ITEM NUMBER	SCKT, 784NZGT 23.0X23.0-0.80, KL DWG. NO. REV GR1293-XXXX A	
	SCALE: 4:1	SIZE: C	SHEET 3 OF 3		