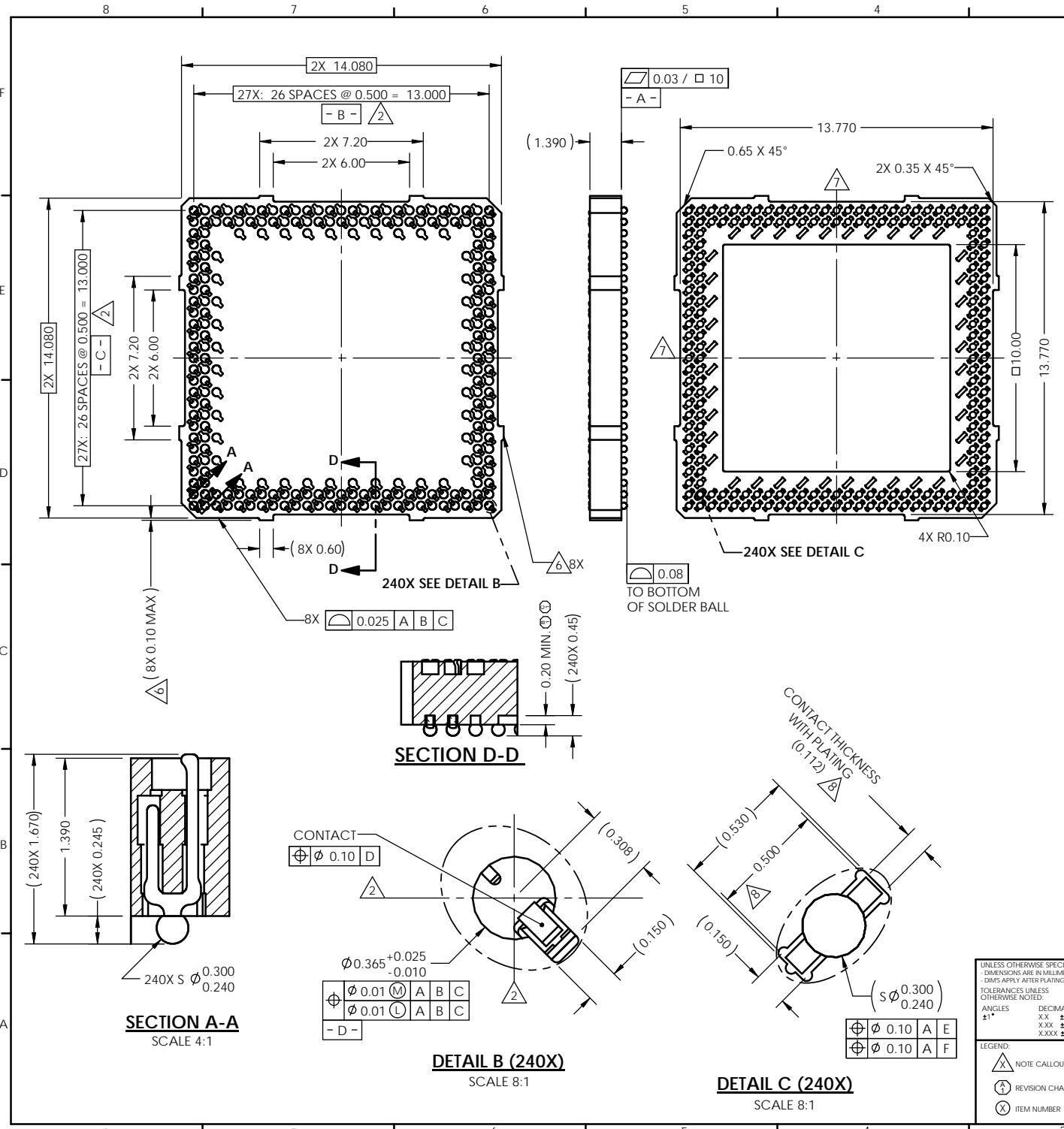


| REV | ECO | BY | DESCRIPTION | APV | DATE |
|-----|-------|-----|-----------------------------|-----|----------|
| A | 30364 | EJT | Initial Design | MP | 05/21/10 |
| B | 30437 | CW | WAS 0.63 | EJT | 06/28/10 |
| C | 30649 | MP | Added "MIN" to pocket depth | MP | 12/09/10 |



Notes:

- Reference Cascade Microtech specification 103862-0004 for solder attachment.
- Dimension locates center of contact/ slot.
- Reference Cascade Microtech specification 103863-0001 for application notes.
- Footprint part number is 104311-0224.
- Datums B and C are determined by $\phi 0.365$ features on corner slots.
- Tooling marks permitted. Maximum 0.10 protrusion (shown).
- E - Center of Ball Pattern.
- F - Center of Contact.

| Part Number | Description |
|-------------|--|
| 107250-0013 | SCKT, 240G40 14-0.50 |
| 103864-0004 | PRESS, DEVICE INSERT, GRYP 14X14 (SOLD SEPARATELY) |
| 105900-0004 | EXTRACTION TOOL, 4 X 53 (SOLD SEPARATELY) |
| 107030-0031 | STEN FLEX 240G40 14-0.50 (SOLD SEPARATELY) |

SECTION A-A
SCALE 4:1

DETAIL B (240X)
SCALE 8:1

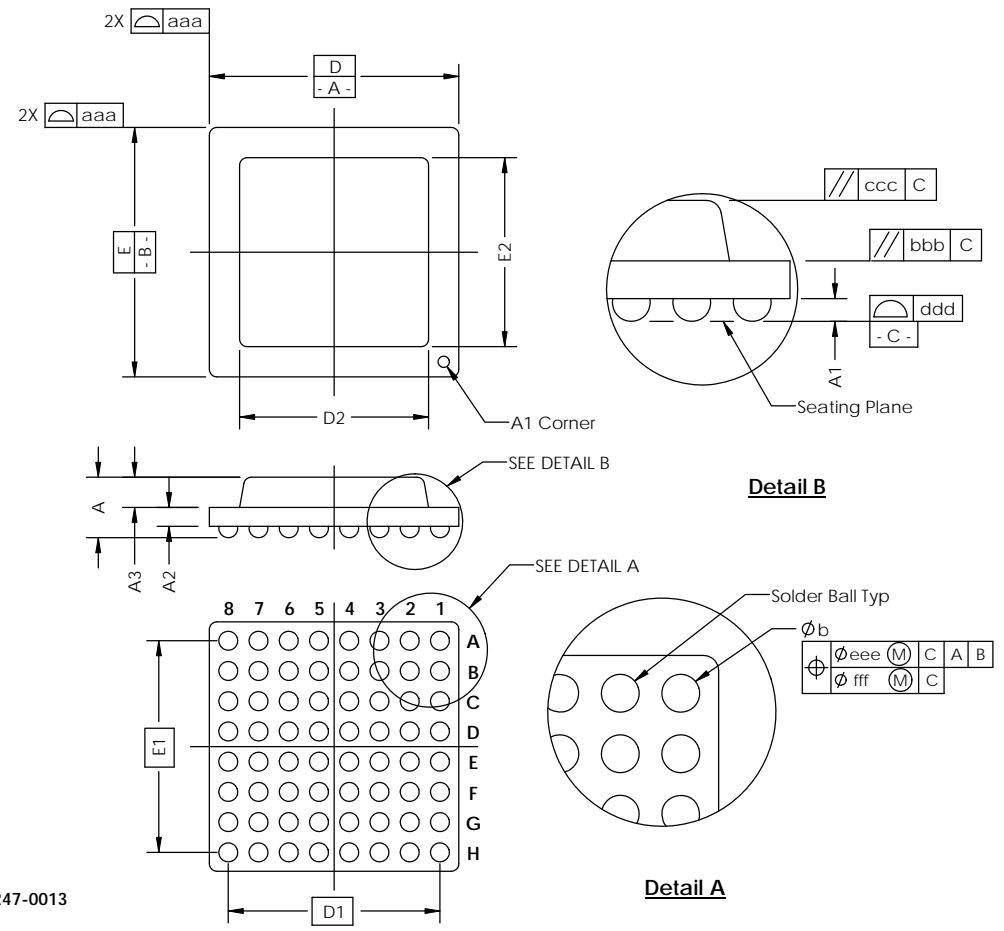
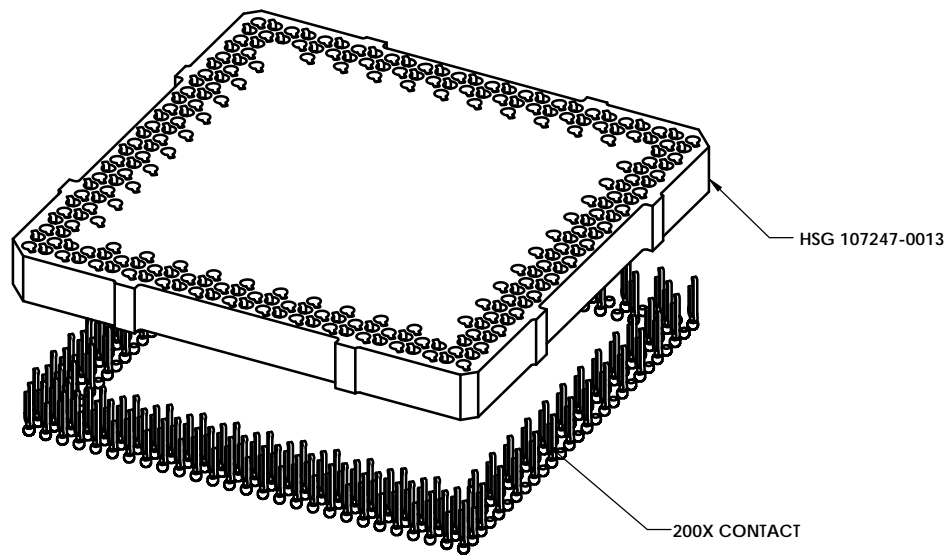
DETAIL C (240X)
SCALE 8:1

UNLESS OTHERWISE SPECIFIED DIMENSIONS ARE IN MILLIMETERS DIMS APPLY AFTER PLATING TOLERANCES UNLESS OTHERWISE NOTED

| | | |
|--|----------|---|
| CAD GENERATED DRAWING DO NOT MANUALLY UPDATE | | 7115 NORTHLAND TERRACE SUITE 400 BROOKLYN PARK, MN 55428 (763) 509-0066 |
| DRAWING APPROVALS | | |
| NAME | DATE | SCKT, 240G40 14-0.50 |
| E.Turin | 05/19/10 | |
| APPROV | DATE | THIRD ANGLE PROJECTION |
| M. Peery | 05/21/10 | |
| SCALE | NATURAL | PART NUMBER: 107250-0013 SEE BOM |
| SHEET | 1 of 2 | |

| SOCKET FOR DEVICES THAT ARE WITHIN THESE SPECIFICATIONS | | | | | |
|---|------------|-----------|--------------------------|------------|--------|
| Lead Count | N | 240 | Package Size | D | 14.00 |
| Columns | ND | 27 | | E | 14.00 |
| Rows | NE | 27 | Ball Spacing | D1 | 13.000 |
| Pitch | e | 0.50 | | E1 | 13.000 |
| Ball Size | b | 0.30±0.05 | Encapsulant/ Top Size | D2 | n/a |
| Total Thickness | A | n/a | | E2 | n/a |
| Ball Height | A1 | 0.225 MIN | Pattern Style | Irregular* | |
| Substrate Thickness | A2 | n/a | Perimeter Rows | N/A | |
| Top Thickness | A3 | | Center Array | N/A | |
| Form Tolerances | | | | | |
| Edge | aaa | 0.10 | Bottom | ddd | 0.08 |
| Substrate | bbb | 0.10 | Position | eee | 0.15 |
| top | ccc | 0.10 | Position | fff | 0.05 |

All dimensions are in millimeters.
* See footprint for pattern details.



Generic Representation with Full Grid Array

| | | | |
|---|---|---|--|
| <small>THE INFORMATION CONTAINED IN THIS DRAWING IS THE SOLE PROPERTY OF CASCADE MICROTECH, INC. ANY REPRODUCTION IN PART OR WHOLE WITHOUT THE WRITTEN PERMISSION OF CASCADE MICROTECH, INC. IS PROHIBITED.</small> | | | |
| <small>UNLESS OTHERWISE SPECIFIED - DIMENSIONS ARE IN MILLIMETERS - DIMS APPLY AFTER PLATING TOLERANCES UNLESS OTHERWISE NOTED:</small> | <small>DECIMALS X.X ±0.25 X.XX ±0.10 X.XXX ±0.050</small> | | 7115 NORTHLAND TERRACE SUITE 400 BROOKLYN PARK, MN 55428 (763) 509-0066 |
| SCKT, 240G40 14-0.50 | | 107250-0013 | C |
| <small>LEGEND:</small> NOTE CALLOUT REVISION CHANGE ITEM NUMBER | <small>SCALE:</small> See Page 1 | <small>DRAWN BY:</small> SOLIDWORKS | <small>REV:</small> C |
| <small>SHEET</small> | | <small>TOTAL</small> | |