



Ironwood
ELECTRONICS



Electrical **Simulation** Report For PicoRaptor 2

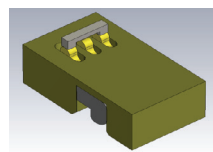
1.0 SPECIFICATION



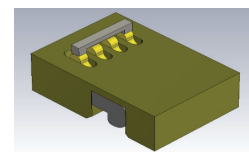
Name	PicoRaptor 2
Part Number	P-R104A
Revision	A
Material	BeCu-Ni-Au
X-Y-Z Size	2.46mm x 1.60mm x 0.25mm

2.0 SETUP

Software Used	CST Studio Suite 2022
Simulation	S11 (Return Loss) S21 (Insertion Loss) S31 (Near End Crosstalk) S41 (Far End Crosstalk) Inductance Capacitance
Pitching	0.50mm
Pin Thickness	0.25mm
Configuration	GSG & GSSG



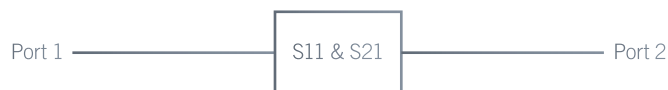
GSG Configuration



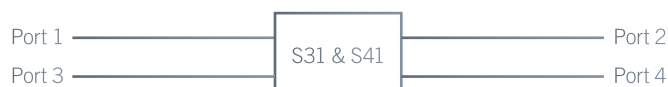
GSSG Configuration

3.0 DIAGRAM

3.1 : GSG Configuration

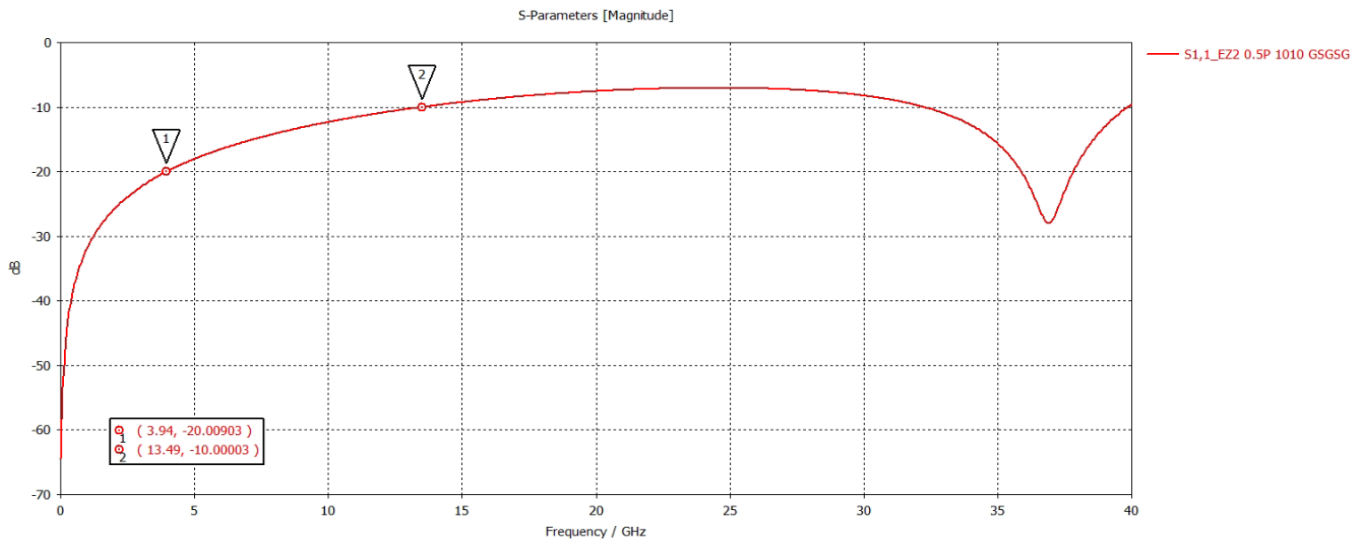


3.2 : GSSG Configuration

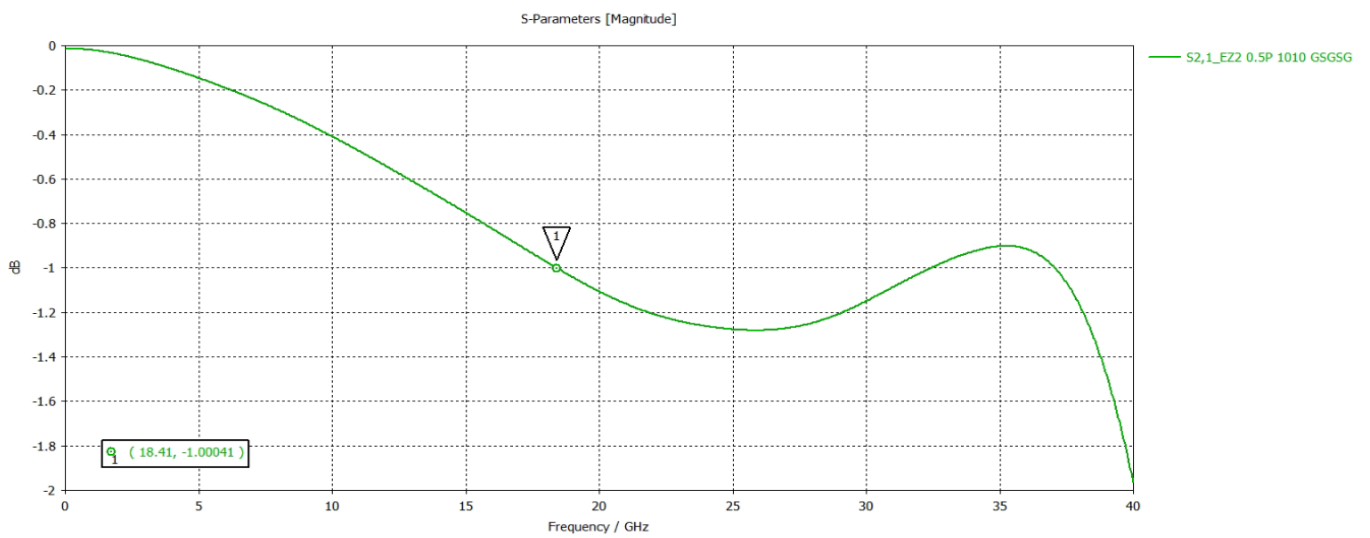


4.0 PERFORMANCE

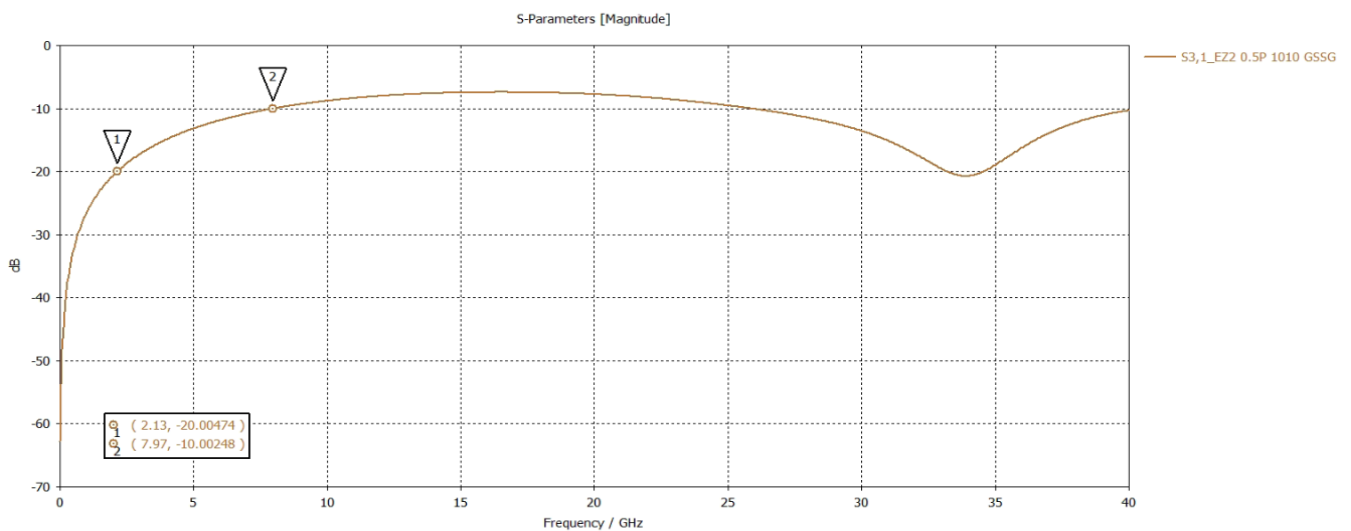
4.1 : S11 (Return Loss)



4.2 : S21 (Insertion Loss)

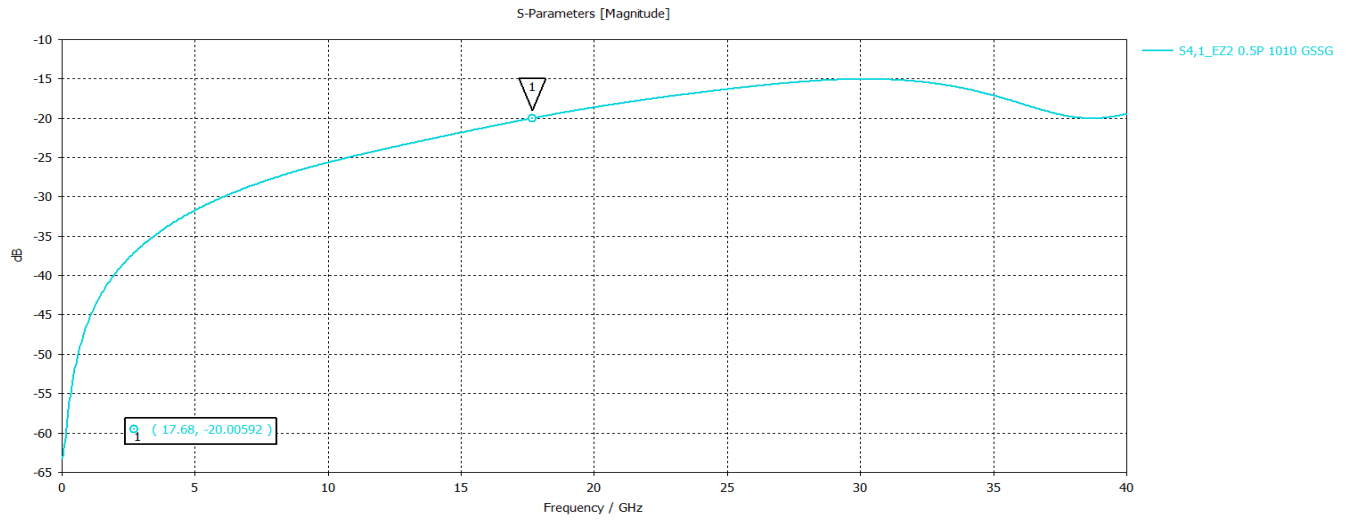


4.3 : S31 (Near End Crosstalk)



4.0 PERFORMANCE (CONT.)

4.4 : S41 (Far End Crosstalk)



5.0 DATA EXTRACTION

Electrical Specifications	PicoRaptor 2 Contact
S11 (RL)	-10 dB @ 13.49 GHz -20 dB @ 3.94 GHz
S21 (IL)	-1 dB @ 18.41 GHz
S31 (NExT)	-10 dB @ 7.97 GHz -20 dB @ 2.13 GHz
S41 (FExT)	-20 dB @ 17.68 GHz
Capacitance	Ground: 0.104 pF Mutual: 0.21 pF
Inductance	Self: 1.033 nH Mutual: 0.544 nH

END OF REPORT
22 NOVEMBER 2024